

FORTIS™

PURO DESIGN ITALIANO

LIST PRICE GUIDE



18 SAN MARCO



28 BRERA

FORTISTM
PURO DESIGN ITALIANO



66 MILANO



76 ROMA



86 SHOWER KITS



102 BATH COMPONENTS

COLLECTIONS AT A GLANCE



38 SCALA



48 CAFFÈ



58 SIENA



116 KITCHEN



122 EXTENSION KITS AND CARTRIDGES



FORTISTM
PURO DESIGN ITALIANO

Street in the center
Orta San Giulio
Lake Orta

6	COLLECTIONS AT A GLANCE
11	PRICING INDEX
18	SAN MARCO
28	BRERA
38	SCALA
48	CAFFÈ
58	SIENA
66	MILANO
76	ROMA
86	SHOWER KITS
102	BATH COMPONENTS
116	KITCHEN
122	EXTENSION KITS AND CARTRIDGES
132	WARRANTY & TERMS/CONDITIONS

C O N T E N T

FORTIS is an established provider of exceptionally designed plumbing products including kitchen and lavatory faucets, custom showers and bath accessories.

Artisan heritage and rich culture of the Northern Italy is blended harmoniously with finest raw materials and advanced technology to develop innovative and timeless plumbing product designs.

FORTISTM
PURO DESIGN ITALIANO



THE PRODUCTS WE MANUFACTURE

- All lavatory and kitchen products are manufactured to meet new low lead reduction requirements and are certified by NSF61-ANNEX G.
- All lavatory products are designed and manufactured to meet WaterSense certifications of 1.5 gpm per faucet.
- All lavatory, kitchen and shower products feature ceramic disc valving, which are designed to provide a leak-free operation in every use.
- All thermostatic shower products feature temperature safety stops to help protect from scalding.
- All Lavatory products and designated shower products meet Cal-Green certification standards.

O U R C O M M I T M E N T T O

A S U S T A I N A B L E E N V I R O N M E N T

THE ENVIRONMENT WE HELP PRESERVE

- We recycle 95% of scrap material used in production
- We recycle all water used in the factory
- Leader in the area for its contribution to water preservation

STATE OF THE ART TECHNOLOGY
AND MANUFACTURING
PROCESSES ENSURE PRODUCTS
ARE DELIVERED TO THE HIGHEST
STANDARDS OF QUALITY



FORTIS
PURO DESIGN ITALIANO

MANUFACTURING
PROCESS / BRASS
CONSTRUCTION



100% SOLID BRASS
CONSTRUCTION



EVERY PRODUCT IS
100% HAND INSPECTED



POLISHED CHROME - Chrome Plating



BRUSHED NICKEL - PVD



POLISHED NICKEL - Nickel Plating



MATTE BLACK









TUSCAN BRONZE - Galvanic Plating



ONYX - Powder Coating

FORTIS GUARANTEES ALL PRODUCT FINISHING FOR LIFE
For the complete warranty information, please refer to page 138

	DEFINITION OF CERTIFICATION	FORTIS COMPLIANCY
 <small>certified to NSF/ANSI 61</small>	All lavatory and kitchen products meet US standard requirements for products that can be used for drinking water	●
 <small>certified to NSF/ANSI 61-G</small>	All lavatory and kitchen products are certified to meet the new lead reduction requirements	●
 <small>US</small>	All lavatory, kitchen and shower products are tested and certified by nationally recognized and accredited testing laboratory, CSA International	●
 <small>Certified by CSA International</small>	All lavatory faucets comply with EPA WaterSense requirements. These products will improve water efficiency by 30% (versus traditional faucets that are 2.2 gpm) without sacrificing performance	●
	All products featuring this logo are compliant to the ADA guidelines	●
	All products featuring this logo meet Cal Green certification standards	●

FORTIS
PURO DESIGN ITALIANO

CERTIFICATIONS

PRICING INDEX

MODEL #	PAGE #	LIST PRICE
4313600BN	110	\$3,415.00
4313600PC	110	\$2,625.00
4314500BN	110	\$4,725.00
4314500PC	110	\$3,675.00
5074406BN	22-33-71-79-104	\$105.00
5074406PC	22-33-71-79-104	\$80.00
5074406PN	22-104	\$105.00
5074406TB	22-104	\$105.00
5074412BN	22-33-71-79-104	\$125.00
5074412PC	22-33-71-79-104	\$90.00
5074412PN	22-104	\$125.00
5074412TB	22-104	\$125.00
5074500BN	22-32-42-53-61-70-79-104	\$115.00
5074500PC	22-32-42-53-61-70-79-104	\$80.00
5074500PN	22-53-104	\$115.00
5074500TB	22-53-104	\$115.00
5074800BN	22-32-70-79-105	\$175.00
5074800PC	22-32-70-79-105	\$130.00
5074800PN	22-105	\$175.00
5074800TB	22-105	\$175.00
5094500BN	23-34-44-54-62-72-81	\$140.00
5094500PC	23-34-44-54-62-72-81	\$115.00
5094500PN	23-54	\$140.00
5094500TB	23-54	\$140.00
5096200BN	23-34-44-54-62-72-81	\$35.00
5096200PC	23-34-44-54-62-72-81	\$30.00
5096200PN	23-54	\$35.00
5096200TB	23-54	\$35.00
5496300BN	120	\$45.00
5496300PC	120	\$35.00
5496300PN	120	\$45.00
5496300TB	120	\$45.00
5455700PC	118	\$975.00
7300400BN	84-113	\$285.00
7300400PC	84-113	\$225.00
7300500BN	84-113	\$295.00
7300500PC	84-113	\$235.00
7301100BN	84-113	\$175.00
7301100PC	84-113	\$120.00
7305100BN	84-113	\$215.00
7305100PC	84-113	\$175.00
7307100BN	84-113	\$250.00
7307100PC	84-113	\$190.00
73102GLBN	77	\$1,200.00
73102GLPC	77	\$950.00
73102WOBN	78	\$1,200.00
73102WOPC	78	\$950.00
73205GLBN	77	\$1,350.00
73205GLPC	77	\$1,190.00
73205WOBN	77	\$1,350.00
73205WOPC	77	\$1,190.00
73211GLBN	77	\$1,100.00
73211GLPC	77	\$980.00
73211WOBN	77	\$1,100.00
73211WOPC	77	\$980.00
7340200BN	79	\$245.00
7340200PC	79	\$165.00
73430GLBN	80-109	\$580.00

MODEL #	PAGE #	LIST PRICE
73430GLPC	80-109	\$420.00
73430WOBN	80-109	\$580.00
73430WOPC	80-109	\$420.00
7369000BN	78	\$590.00
7369000PC	78	\$430.00
7369100BN	78	\$640.00
7369100PC	78	\$485.00
7371100BN	78	\$665.00
7371100PC	78	\$455.00
73KIT01BN	82-100	\$1,015.00
73KIT01PC	82-100	\$730.00
73KIT02BN	82-100	\$970.00
73KIT02PC	82-100	\$680.00
73KIT03BN	82-100	\$1,645.00
73KIT03PC	82-100	\$1,205.00
73KIT04BN	82-100	\$1,445.00
73KIT04PC	82-100	\$1,035.00
73KIT05BN	82-100	\$2,580.00
73KIT05PC	82-100	\$1,755.00
73KIT06BN	83-101	\$2,775.00
73KIT06PC	83-101	\$1,920.00
73KIT07BN	83-101	\$2,315.00
73KIT07PC	83-101	\$1,590.00
73KIT08BN	83-101	\$4,430.00
73KIT08PC	83-101	\$2,915.00
73KIT09BN	83-101	\$1,840.00
73KIT09PC	83-101	\$1,280.00
73KIT10BN	83-101	\$2,665.00
73KIT10PC	83-101	\$1,865.00
7800400BN	37-75-114	\$180.00
7800400PC	37-75-114	\$130.00
7800500BN	37-75-114	\$190.00
7800500PC	37-75-114	\$135.00
7801100BN	37-75-114	\$80.00
7801100PC	37-75-114	\$60.00
7805100BN	37-75-114	\$160.00
7805100PC	37-75-114	\$115.00
7807100BN	37-75-114	\$170.00
7807100PC	37-75-114	\$120.00
7810200BN	68	\$895.00
7810200PC	68	\$685.00
7810900BN	68	\$1,050.00
7810900PC	68	\$895.00
7812900BN	34-72-80-107	\$380.00
7812900PC	34-72-80-107	\$250.00
7813100BN	33-71-80-106	\$350.00
7813100PC	33-71-80-106	\$190.00
7820500BN	67	\$430.00
7820500PC	67	\$330.00
78205JSBN	67	\$530.00
78205JSPC	67	\$430.00
7821100BN	67	\$310.00
7821100PC	67	\$275.00
78211JSBN	67	\$375.00
78211JSPC	67	\$320.00
7821400BN	67	\$735.00
7821400PC	67	\$510.00
7840200BN	32-70	\$165.00

MODEL #	PAGE #	LIST PRICE
7840200PC	32-70	\$100.00
7842500BN	32-70-79	\$195.00
7842500PC	32-70-79	\$130.00
7843000BN	33-71-108	\$180.00
7843000PC	33-71-108	\$130.00
7843100BN	72-108	\$250.00
7843100PC	72-108	\$170.00
7849000BN	119	\$630.00
7849000PC	119	\$420.00
7849100BN	119	\$685.00
7849100PC	119	\$475.00
7849200BN	119	\$650.00
7849200PC	119	\$450.00
7851800BN	120	\$790.00
7851800PC	120	\$630.00
7855700BN	117	\$1,050.00
7855700PC	117	\$850.00
7857400BN	117	\$790.00
7857400PC	117	\$580.00
785911LBN	117	\$600.00
785911LPC	117	\$450.00
7859300BN	118	\$750.00
7859300PC	118	\$575.00
7868700BN	68	\$240.00
7868700PC	68	\$180.00
7869000BN	69	\$590.00
7869000PC	69	\$430.00
7869100BN	70	\$640.00
7869100PC	70	\$510.00
7869700BN	68	\$405.00
7869700PC	68	\$565.00
7871100BN	31-69	\$500.00
7871100PC	31-69	\$300.00
7872100BN	34-72-81-109	\$125.00
7872100PC	34-72-81-109	\$85.00
7875000BN	33-71-80-105	\$425.00
7875000PC	33-71-80-105	\$300.00
7875900BN	33-71-79-103	\$300.00
7875900PC	33-71-79-103	\$210.00
7878700BN	69	\$315.00
7878700PC	69	\$250.00
7879700BN	69	\$700.00
7879700PC	69	\$550.00
78KIT01BN	73-98	\$1,015.00
78KIT01PC	73-98	\$730.00
78KIT02BN	73-98	\$970.00
78KIT02PC	73-98	\$680.00
78KIT03BN	73-98	\$1,245.00
78KIT03PC	73-98	\$940.00
78KIT04BN	73-98	\$1,445.00
78KIT04PC	73-98	\$1,060.00
78KIT05BN	73-98	\$2,175.00
78KIT05PC	73-98	\$1,405.00
78KIT06BN	74-99	\$1,980.00
78KIT06PC	74-99	\$1,280.00
78KIT07BN	74-99	\$1,920.00
78KIT07PC	74-99	\$1,240.00
78KIT08BN	74-99	\$3,700.00

MODEL #	PAGE #	LIST PRICE
78KIT08PC	74-99	\$2,290.00
78KIT09BN	74-99	\$1,840.00
78KIT09PC	74-99	\$1,280.00
78KIT10BN	74-99	\$2,185.00
78KIT10PC	74-99	\$1,510.00
8400400BN	47-115	\$210.00
8400400PC	47-115	\$155.00
8400500BN	47-115	\$225.00
8400500PC	47-115	\$165.00
8401100BN	47-115	\$125.00
8401100PC	47-115	\$75.00
8405100BN	47-115	\$175.00
8405100PC	47-115	\$125.00
8407100BN	47-115	\$175.00
8407100PC	47-115	\$125.00
8410200BN	39	\$1,000.00
8410200PC	39	\$800.00
8410900BN	40	\$1,200.00
8410900PC	40	\$1,000.00
8412900BN	43-62-107	\$530.00
8412900PC	43-62-107	\$400.00
8413100BN	43-61-106	\$370.00
8413100PC	43-61-106	\$240.00
8420500BN	39	\$725.00
8420500MB	39	\$725.00
8420500PC	39	\$530.00
8420800BN	39	\$755.00
8420800MB	39	\$755.00
8420800PC	39	\$560.00
8421100BN	39	\$560.00
8421100MB	39	\$560.00
8421100PC	39	\$425.00
8421400BN	39	\$890.00
8421400MB	39	\$890.00
8421400PC	39	\$695.00
8440200BN	41	\$245.00
8440200PC	41	\$165.00
8442500BN	42	\$285.00
8442500PC	42	\$205.00
8443000BN	43-62-108	\$350.00
8443000PC	43-62-108	\$275.00
8457900BN	117	\$1,210.00
8457900H3	117	\$1,210.00
8457900PC	117	\$1,000.00
8459300BN	119	\$750.00
8459300PC	119	\$575.00
8468700BN	40	\$525.00
8468700PC	40	\$385.00
8469000BN	41	\$635.00
8469000PC	41	\$435.00
8469100BN	41	\$685.00
8469100PC	41	\$485.00
8469700BN	40	\$725.00
8469700PC	40	\$550.00
8471100BN	41	\$560.00
8471100PC	41	\$360.00
8472100BN	43-62-109	\$175.00
8472100PC	43-62-109	\$125.00

PRICING INDEX

MODEL #	PAGE #	LIST PRICE
8474500BN	42-105	\$350.00
8474500PC	42-105	\$245.00
8475000BN	43-61-105	\$575.00
8475000PC	43-61-105	\$420.00
8475900BN	42-61-103	\$450.00
8475900PC	42-61-103	\$330.00
84759JUPC	42-61-103	\$1,680.00
8478700BN	40	\$665.00
8478700PC	40	\$490.00
8479700BN	40	\$905.00
8479700PC	40	\$725.00
84KIT01BN	45-92	\$1,210.00
84KIT01PC	45-92	\$855.00
84KIT02BN	45-92	\$1,165.00
84KIT02PC	45-92	\$835.00
84KIT03BN	45-92	\$1,610.00
84KIT03PC	45-92	\$1,180.00
84KIT04BN	45-92	\$1,790.00
84KIT04PC	45-92	\$1,305.00
84KIT05BN	45-92	\$2,925.00
84KIT05PC	45-92	\$2,050.00
84KIT06BN	46-93	\$2,750.00
84KIT06PC	46-93	\$1,950.00
84KIT07BN	46-93	\$2,570.00
84KIT07PC	46-93	\$1,775.00
84KIT08BN	46-93	\$4,710.00
84KIT08PC	46-93	\$3,195.00
84KIT09BN	46-93	\$2,375.00
84KIT09PC	46-93	\$1,710.00
84KIT10BN	46-93	\$2,150.00
84KIT10PC	46-93	\$2,970.00
8510200BN	59	\$945.00
8510200PC	59	\$735.00
8510900BN	59	\$1,260.00
8510900PC	59	\$1,050.00
8521400BN	59	\$875.00
8521400PC	59	\$650.00
8525000BN	59	\$675.00
8525000PC	59	\$570.00
8540200BN	60	\$245.00
8540200PC	60	\$165.00
8542500BN	60	\$285.00
8542500PC	60	\$205.00
8569000BN	60	\$635.00
8569000PC	60	\$435.00
8569100BN	60	\$675.00
8569100PC	60	\$498.00
8571100BN	59	\$585.00
8571100PC	59	\$385.00
85KIT01BN	63-96	\$1,210.00
85KIT01PC	63-96	\$855.00
85KIT02BN	63-96	\$1,165.00
85KIT02PC	63-96	\$835.00
85KIT03BN	63-96	\$1,600.00
85KIT03PC	63-96	\$1,193.00
85KIT04BN	63-96	\$1,780.00
85KIT04PC	63-96	\$1,318.00
85KIT05BN	63-96	\$2,950.00

MODEL #	PAGE #	LIST PRICE
85KIT05PC	63-96	\$2,075.00
85KIT06BN	64-97	\$2,775.00
85KIT06PC	64-97	\$1,975.00
85KIT07BN	64-97	\$2,595.00
85KIT07PC	64-97	\$1,800.00
85KIT08BN	64-97	\$4,760.00
85KIT08PC	64-97	\$3,245.00
85KIT09BN	64-97	\$2,375.00
85KIT09PC	64-97	\$1,710.00
85KIT10BN	64-97	\$2,970.00
85KIT10PC	64-97	\$2,150.00
8800400BN	57-111	\$205.00
8800400PC	57-111	\$160.00
8800400PN	57-111	\$205.00
8800400TB	57-111	\$205.00
8800500BN	57-111	\$215.00
8800500PC	57-111	\$165.00
8800500PN	57-111	\$215.00
8800500TB	57-111	\$215.00
8801100BN	57-111	\$110.00
8801100PC	57-111	\$85.00
8801100PN	57-111	\$110.00
8801100TB	57-111	\$110.00
8805100BN	57-111	\$185.00
8805100PC	57-111	\$150.00
8805100PN	57-111	\$185.00
8805100TB	57-111	\$185.00
8807100BN	57-111	\$130.00
8807100PC	57-111	\$110.00
8807100PN	57-111	\$130.00
8807100TB	57-111	\$130.00
8810200BN	49	\$1,080.00
8810200PC	49	\$870.00
8810200PN	49	\$1,080.00
8810200TB	49	\$1,080.00
8810900BN	50	\$1,340.00
8810900PC	50	\$1,155.00
8810900PN	50	\$1,340.00
8810900TB	50	\$1,340.00
8812400BN	54-107	\$535.00
8812400PC	54-107	\$355.00
8812400PN	54-107	\$535.00
8812400TB	54-107	\$535.00
8813100BN	54-106	\$420.00
8813100PC	54-106	\$265.00
8813100PN	54-106	\$420.00
8813100TB	54-106	\$420.00
8820500BN	49	\$860.00
8820500PC	49	\$675.00
8820500PN	49	\$860.00
8820500TB	49	\$860.00
8820700BN	49	\$695.00
8820700PC	49	\$535.00
8820700PN	49	\$695.00
8820700TB	49	\$695.00
8821100BN	49	\$680.00
8821100PC	49	\$495.00
8821100PN	49	\$680.00

MODEL #	PAGE #	LIST PRICE
8821100TB	49	\$680.00
8821400BN	49	\$850.00
8821400PC	49	\$650.00
8821400PN	49	\$850.00
8821400TB	49	\$850.00
8821500BN	118	\$750.00
8821500PC	118	\$550.00
8821500TB	118	\$750.00
8821700BN	118	\$950.00
8821700PC	118	\$750.00
8821700TB	118	\$950.00
8840200BN	52	\$245.00
8840200PC	52	\$165.00
8840200PN	52	\$245.00
8840200TB	52	\$245.00
8842500BN	52	\$275.00
8842500PC	52	\$195.00
8842500PN	52	\$275.00
8842500TB	52	\$275.00
8843000BN	53-108	\$190.00
8843000PC	53-108	\$145.00
8843000PN	53-108	\$190.00
8843000TB	53-108	\$190.00
8851800BN	120	\$790.00
8851800PC	120	\$630.00
8851800TB	120	\$790.00
8857200BN	119	\$630.00
8857200PC	119	\$450.00
8857200TB	119	\$630.00
8868700BN	50	\$445.00
8868700PC	50	\$315.00
8868700PN	50	\$445.00
8868700TB	50	\$445.00
8869000BN	51	\$615.00
8869000PC	51	\$380.00
8869000PN	51	\$615.00
8869000TB	51	\$615.00
8869100BN	52	\$635.00
8869100PC	52	\$435.00
8869100PN	52	\$635.00
8869100TB	52	\$635.00
8869700BN	50	\$700.00
8869700PC	50	\$500.00
8869700PN	50	\$700.00
8869700TB	50	\$700.00
8871100BN	51	\$525.00
8871100PC	51	\$325.00
8871100PN	51	\$525.00
8871100TB	51	\$525.00
8872100BN	54-110	\$125.00
8872100PC	54-110	\$85.00
8872100PN	54-110	\$125.00
8872100TB	54-110	\$125.00
8874545BN	52-104	\$125.00
8874545PC	52-104	\$90.00
8874545PN	52-104	\$125.00
8874545TB	52-104	\$125.00
8875000BN	53-106	\$265.00

MODEL #	PAGE #	LIST PRICE
8875000PC	53-106	\$195.00
8875000PN	53-106	\$265.00
8875000TB	53-106	\$265.00
8875900BN	53-103	\$165.00
8875900PC	53-103	\$110.00
8875900PN	53-103	\$165.00
8875900TB	53-103	\$165.00
88759JUBN	53-104	\$415.00
88759JUPC	53-104	\$315.00
88759JUPN	53-104	\$415.00
88759JUTB	53-104	\$415.00
8878700BN	51	\$540.00
8878700PC	51	\$420.00
8878700PN	51	\$540.00
8878700TB	51	\$540.00
8879700BN	51	\$800.00
8879700PC	51	\$600.00
8879700PN	51	\$800.00
8879700TB	51	\$800.00
8891000BN	50	\$90.00
8891000PC	50	\$65.00
8891000PN	50	\$90.00
8891000TB	50	\$90.00
88KIT01BN	55-94	\$880.00
88KIT01PC	55-94	\$575.00
88KIT01PN	55-94	\$880.00
88KIT01TB	55-94	\$880.00
88KIT02BN	55-94	\$1,150.00
88KIT02PC	55-94	\$735.00
88KIT02PN	55-94	\$1,150.00
88KIT02TB	55-94	\$1,150.00
88KIT03BN	55-94	\$1,090.00
88KIT03PC	55-94	\$775.00
88KIT03PN	55-94	\$1,090.00
88KIT03TB	55-94	\$1,090.00
88KIT04BN	55-94	\$1,435.00
88KIT04PC	55-94	\$985.00
88KIT04PN	55-94	\$1,435.00
88KIT04TB	55-94	\$1,435.00
88KIT05BN	55-94	\$2,435.00
88KIT05PC	55-94	\$1,625.00
88KIT05PN	55-94	\$2,435.00
88KIT05TB	55-94	\$2,435.00
88KIT06BN	56-95	\$2,250.00
88KIT06PC	56-95	\$1,515.00
88KIT06PN	56-95	\$2,250.00
88KIT06TB	56-95	\$2,250.00
88KIT07BN	56-95	\$2,025.00
88KIT07PC	56-95	\$1,355.00
88KIT07PN	56-95	\$2,025.00
88KIT07TB	56-95	\$2,025.00
88KIT08BN	56-95	\$4,405.00
88KIT08PC	56-95	\$2,920.00
88KIT08PN	56-95	\$4,405.00
88KIT08TB	56-95	\$4,405.00
88KIT09BN	56-95	\$1,940.00
88KIT09PC	56-95	\$1,295.00
88KIT09PN	56-95	\$1,940.00

PRICING INDEX


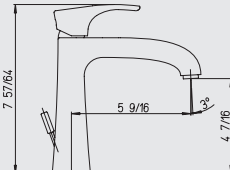



MODEL #	PAGE #	LIST PRICE
88KIT09TB	56-95	\$1,940.00
88KIT10BN	56-95	\$2,375.00
88KIT10PC	56-95	\$1,605.00
88KIT10PN	56-95	\$2,375.00
88KIT10TB	56-95	\$2,375.00
8900400BN	26-65-112	\$225.00
8900400PC	26-65-112	\$160.00
8900400PN	26-65-112	\$225.00
8900400TB	26-65-112	\$225.00
8900500BN	26-65-112	\$235.00
8900500PC	26-65-112	\$170.00
8900500PN	26-65-112	\$235.00
8900500TB	26-65-112	\$235.00
8901100BN	26-65-112	\$125.00
8901100PC	26-65-112	\$110.00
8901100PN	26-65-112	\$125.00
8901100TB	26-65-112	\$125.00
8905100BN	26-65-112	\$205.00
8905100PC	26-65-112	\$150.00
8905100PN	26-65-112	\$205.00
8905100TB	26-65-112	\$205.00
8907100BN	26-65-112	\$190.00
8907100PC	26-65-112	\$175.00
8907100PN	26-65-112	\$190.00
8907100TB	26-65-112	\$190.00
8910200BN	19	\$910.00
8910200PC	19	\$710.00
8910200PN	19	\$910.00
8910200TB	19	\$910.00
8910900BN	19	\$1,110.00
8910900PC	19	\$910.00
8910900PN	19	\$1,110.00
8910900TB	19	\$1,110.00
8912900BN	23-107	\$475.00
8912900PC	23-107	\$345.00
8912900PN	23-107	\$475.00
8912900TB	23-107	\$475.00
8913100BN	22-106	\$370.00
8913100PC	22-106	\$240.00
8913100PN	22-106	\$370.00
8913100TB	22-106	\$370.00
8920500BN	19	\$650.00
8920500PC	19	\$500.00
8920500PN	19	\$650.00
8920500TB	19	\$650.00
8921100BN	19	\$500.00
8921100PC	19	\$350.00
8921100PN	19	\$500.00
8921100TB	19	\$500.00
8921400BN	19	\$710.00
8921400PC	19	\$510.00
8921400PN	19	\$710.00
8921400TB	19	\$710.00
8940200BN	21	\$245.00
8940200PC	21	\$165.00
8940200PN	21	\$245.00
8940200TB	21	\$245.00
8942500BN	21	\$285.00

MODEL #	PAGE #	LIST PRICE
8942500PC	21	\$205.00
8942500PN	21	\$285.00
8942500TB	21	\$285.00
8943000BN	23-107	\$290.00
8943000PC	23-107	\$210.00
8943000PN	23-107	\$290.00
8943000TB	23-107	\$290.00
8968700BN	20	\$365.00
8968700PC	20	\$275.00
8968700PN	20	\$365.00
8968700TB	20	\$365.00
8969000BN	21	\$695.00
8969000PC	21	\$485.00
8969000PN	21	\$695.00
8969000TB	21	\$695.00
8969100BN	21	\$735.00
8969100PC	21	\$535.00
8969100PN	21	\$735.00
8969100TB	21	\$735.00
8969700BN	20	\$645.00
8969700PC	20	\$475.00
8969700PN	20	\$645.00
8969700TB	20	\$645.00
8971100BN	20	\$500.00
8971100PC	20	\$300.00
8971100PN	20	\$500.00
8971100TB	20	\$500.00
8972100BN	23-109	\$160.00
8972100PC	23-109	\$110.00
8972100PN	23-109	\$160.00
8972100TB	23-109	\$160.00
8975000BN	22-109	\$500.00
8975000PC	22-109	\$380.00
8975000PN	22-109	\$500.00
8975000TB	22-109	\$500.00
8975900BN	22-109	\$375.00
8975900PC	22-109	\$290.00
8975900PN	22-109	\$375.00
8975900TB	22-109	\$375.00
8978700BN	20	\$485.00
8978700PC	20	\$330.00
8978700PN	20	\$485.00
8978700TB	20	\$485.00
8979700BN	20	\$790.00
8979700PC	20	\$590.00
8979700PN	20	\$790.00
8979700TB	20	\$790.00
89KIT01BN	24-88	\$1,195.00
89KIT01PC	24-88	\$865.00
89KIT01PN	24-88	\$1,195.00
89KIT01TB	24-88	\$1,195.00
89KIT02BN	24-88	\$1,170.00
89KIT02PC	24-88	\$830.00
89KIT02PN	24-88	\$1,170.00
89KIT02TB	24-88	\$1,170.00
89KIT03BN	24-88	\$1,535.00
89KIT03PC	24-88	\$1,125.00
89KIT03PN	24-88	\$1,535.00

MODEL #	PAGE #	LIST PRICE
89KIT03TB	24-88	\$1,535.00
89KIT04BN	24-88	\$1,720.00
89KIT04PC	24-88	\$1,260.00
89KIT04PN	24-88	\$1,720.00
89KIT04TB	24-88	\$1,720.00
89KIT05BN	24-88	\$2,690.00
89KIT05PC	24-88	\$1,850.00
89KIT05PN	24-88	\$2,690.00
89KIT05TB	24-88	\$2,690.00
89KIT06BN	25-89	\$2,500.00
89KIT06PC	25-89	\$1,730.00
89KIT06PN	25-89	\$2,500.00
89KIT06TB	25-89	\$2,500.00
89KIT07BN	25-89	\$2,375.00
89KIT07PC	25-89	\$1,615.00
89KIT07PN	25-89	\$2,375.00
89KIT07TB	25-89	\$2,375.00
89KIT08BN	25-89	\$4,425.00
89KIT08PC	25-89	\$2,945.00
89KIT08PN	25-89	\$4,425.00
89KIT08TB	25-89	\$4,425.00
89KIT09BN	25-89	\$2,275.00
89KIT09PC	25-89	\$1,635.00
89KIT09PN	25-89	\$2,275.00
89KIT09TB	25-89	\$2,275.00
89KIT10BN	25-89	\$2,810.00
89KIT10PC	25-89	\$2,010.00
89KIT10PN	25-89	\$2,810.00
89KIT10TB	25-89	\$2,810.00
9210200BN	30	\$750.00
9210200PC	30	\$650.00
9210900BN	30	\$1,050.00
9210900PC	30	\$895.00
9220500BN	29	\$630.00
9220500PC	29	\$450.00
92205WFBN	29	\$925.00
92205WFPC	29	\$725.00
9220700BN	29	\$700.00
9220700PC	29	\$550.00
9221100BN	29	\$465.00
9221100PC	29	\$345.00
92211WFBN	29	\$795.00
92211WFPC	29	\$595.00
9221400BN	30	\$690.00
9221400PC	30	\$490.00
92430WFBN	34-108	\$395.00
92430WFPC	34-108	\$295.00
9255700BN	117	\$1,050.00
9255700PC	117	\$850.00
9259000BN	118	\$1,275.00
9259000PC	118	\$1,100.00
9268700BN	30	\$345.00
9268700PC	30	\$240.00
9269000BN	31	\$590.00
9269000PC	31	\$430.00
9269100BN	32	\$640.00
9269100PC	32	\$510.00
9269700BN	30	\$595.00

MODEL #	PAGE #	LIST PRICE
9269700PC	30	\$490.00
9278700BN	31	\$425.00
9278700PC	31	\$295.00
9279700BN	31	\$725.00
9279700PC	31	\$575.00
92KIT01BN	35-90	\$1,015.00
92KIT01PC	35-90	\$730.00
92KIT02BN	35-90	\$970.00
92KIT02PC	35-90	\$680.00
92KIT03BN	35-90	\$1,245.00
92KIT03PC	35-90	\$940.00
92KIT04BN	35-90	\$1,445.00
92KIT04PC	35-90	\$1,060.00
92KIT05BN	35-90	\$2,175.00
92KIT05PC	35-90	\$1,405.00
92KIT06BN	36-91	\$1,980.00
92KIT06PC	36-91	\$1,280.00
92KIT07BN	36-91	\$1,920.00
92KIT07PC	36-91	\$1,240.00
92KIT08BN	36-91	\$3,610.00
92KIT08PC	36-91	\$2,380.00
92KIT09BN	36-91	\$1,840.00
92KIT09PC	36-91	\$1,280.00
92KIT10BN	36-91	\$2,185.00
92KIT10PC	36-91	\$1,510.00
VALVE207	29-49	\$175.00
VALVE400	21-32-41-52-60-70-79	\$85.00
VALVE402	21-32-41-52-60-70-79	\$100.00
VALVE425	21-32-41-52-60-70-79	\$175.00
VALVE690	20-31-41-51-60-69-78	\$200.00
VALVE691	20-31-41-51-60-70-78	\$200.00
VALVE697	20-30-40-50-68	\$150.00
VALVE711	20-31-41-51-59-69-78	\$300.00
VALVE797	20-31-41-51-69	\$175.00
VALVEKIT01	24-35-45-55-63-73-82	\$200.00
VALVEKIT02	24-35-45-55-63-73-82	\$200.00
VALVEKIT03	24-35-45-55-63-73-82	\$200.00
VALVEKIT04	24-35-45-55-63-73-82	\$200.00
VALVEKIT05	24-35-45-55-63-73-82	\$600.00
VALVEKIT06	25-36-46-56-64-74-83	\$600.00
VALVEKIT07	25-36-46-56-64-74-83	\$600.00
VALVEKIT08	25-36-46-56-64-74-83	\$1,100.00
VALVEKIT09	25-36-46-56-64-74-83	\$375.00
VALVEKIT10	25-36-46-56-64-74-83	\$460.00

S A N M A R C O

product image	product dimensions	description	model #	c. qty	PC	BN / PN / TB
		<p>SINGLE CONTROL LAVATORY Ceramic Disc Valving Metal Lever Handle Metal Pop-up Assembly</p> <p>Flow Rate: 1.5 GPM @ 60 PSI (30% Water Savings)</p> <p>AB1953/S152 Compliant</p>	8921100	4	\$580.00	\$815.00
<div>    </div> <p><small>Certified by EPA (WaterSense)</small></p>						

1	2	3	4	5	6	7
---	---	---	---	---	---	---

Step 1: Select Model Number indicated by column #4

Step 2: Identify Desired Finish in Columns 6 or 7

Step 3: Add the 2 digit Finish code to the end of the model number for the complete sku number for ordering

Example:

$$8921100 + \text{PC (for Chrome)} = 8921100\text{PC}$$


LEGEND:


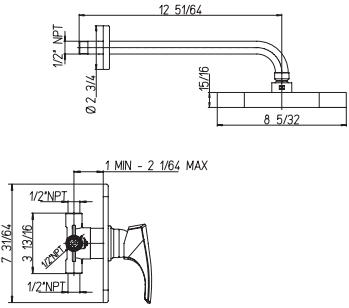


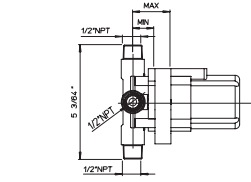

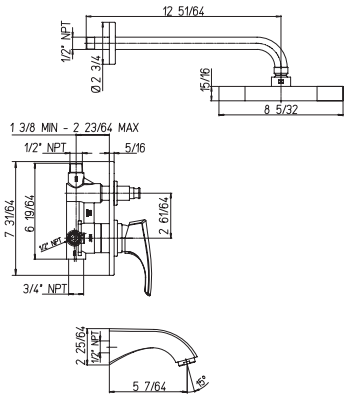


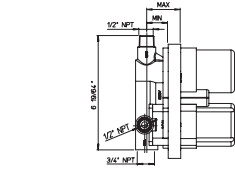

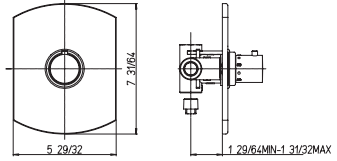

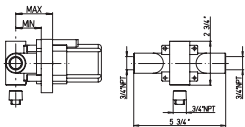
- 1** Product Image
- 2** Product Dimensions - Identifies critical design details
- 3** Description - Identifies sku detail and industry compliance codes & certifications
- 4** Model Number - Base number for the product design.
Full Sku requires adding finish code (columns 6, 7 or 8)
- 5** C. Qty - Quantity of Units Per Master Carton Case
- 6** PC = Polished Chrome
- 7** BN = Brushed Nickel
PN = Polished Nickel
TB = Tuscan Bronze
H3 = Onyx
MB = Matte Black


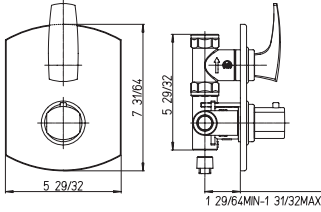

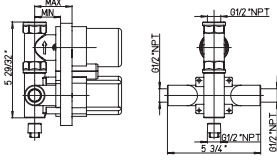

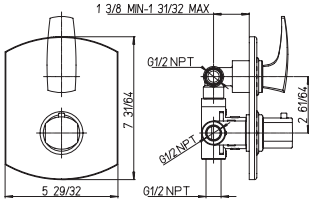

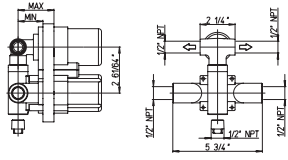

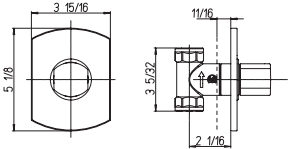

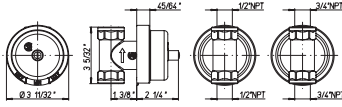

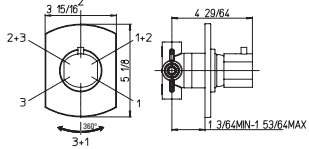

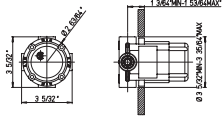




FORTISTM
PURO DESIGN ITALIANO

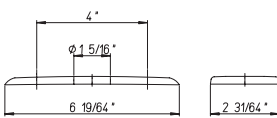
SAN MARCO COLLECTION


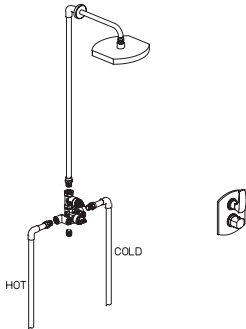

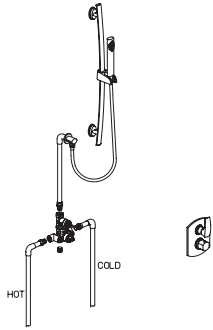

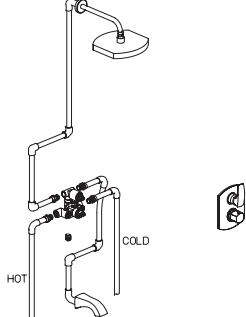

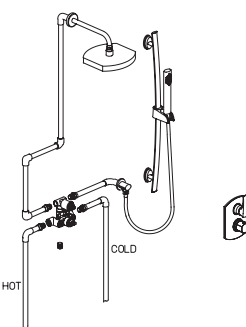

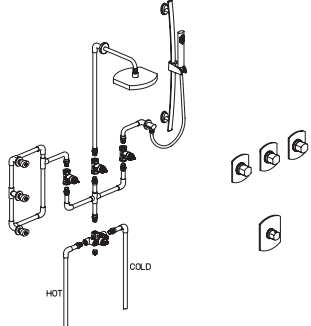
product image	product dimensions	description	model #	c. qty	PC	BN / PN / TB
		SINGLE CONTROL LAVATORY Ceramic Disc Valving Metal Lever Handle Metal Pop-up Assembly Flow Rate: 1.5 GPM @ 60 PSI (30% Water Savings) AB1953/S152 Compliant	8921100	4	\$350.00	\$500.00
		  				
		SINGLE CONTROL VESSEL LAVATORY Ceramic Disc Valving Metal Lever Handle Less Drain Assembly Flow Rate: 1.5 GPM @ 60 PSI (30% Water Savings) AB1953/S152 Compliant	8920500	4	\$500.00	\$650.00
		  				
		8" WIDESPREAD LAVATORY Ceramic Disc Valving Metal Lever Handles Metal Pop-up Assembly Flow Rate: 1.5 GPM @ 60 PSI (30% Water Savings) AB1953/S152 Compliant	8921400	4	\$510.00	\$710.00
		  				
		3-HOLE ROMAN TUB KIT Includes: - Trim Kit featuring - Metal Lever Handles - 3/4" quarter turn Ceramic Disc Valves Flow Rate: 11.7 GPM @ 45 PSI	8910200	4	\$710.00	\$910.00
						
		5-HOLE ROMAN TUB KIT Includes: - Complete Roman Tub & Valve Kit - Matching Handshower - Diverter Valve & Trim Kit - 3/4" Connections - Diverter includes Check Valves for Backflow Prevention Flow Rate: 11.7 GPM @ 45 PSI	8910900	4	\$910.00	\$1,110.00


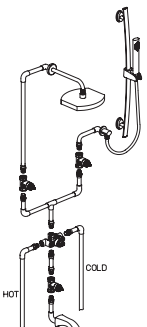

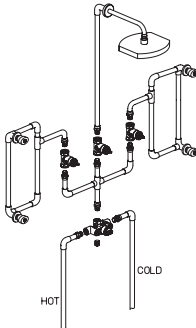

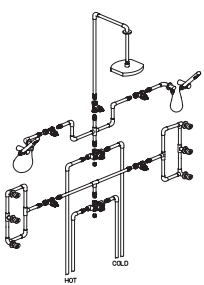

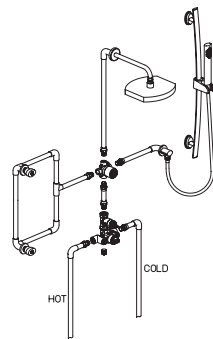

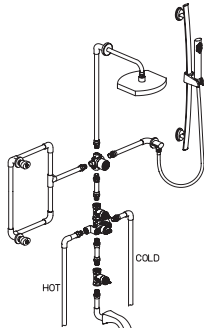
product image	product dimensions	description	model #	c. qty	PC	BN / PN / TB
		PRESSURE BALANCE SHOWER SET Includes: - Complete Trim Kit with Metal Lever Handle - Cartridge - Decorative 8" Raincan shower head - 12" shower arm and flange 	8969700	4	\$475.00	\$645.00
		PRESSURE BALANCE VALVE TRIM ONLY Includes: - Trim Kit with Metal Lever Handle - Cartridge	8968700	4	\$275.00	\$365.00
		NEEDS ROUGH 1/2" Pressure Balance Rough-in Valve Flows 5.0 GPM @ 60 PSI	VALVE697	4	\$150.00	\$150.00
		PRESSURE BALANCE TUB & SHOWER SET Includes: - Complete Trim Kit with Metal Lever Handle - Cartridge - Decorative 8" Raincan shower head - 12" shower arm and flange - Solid Brass Tub Spout 	8979700	4	\$590.00	\$790.00
		PRESSURE BALANCE VALVE TRIM WITH DIVERTER ONLY Includes: - Trim Kit with Metal Lever Handle - Cartridge	8978700	4	\$330.00	\$485.00
		NEEDS ROUGH 1/2" Pressure Balance Rough-in Valve Flows 5.0 GPM @ 60 PSI	VALVE797	4	\$175.00	\$175.00
		3/4" THERMOSTATIC VALVE TRIM Includes: - Trim Kit with Metal Handle - Cartridge	8971100	4	\$300.00	\$500.00
		NEEDS ROUGH 3/4" Thermostatic Valve Flows 9.6 GPM @ 60 PSI	VALVE711	4	\$300.00	\$300.00

product image	product dimensions	description	model #	c. qty	PC	BN / PN / TB
		1/2" THERMOSTATIC TRIM WITH VOLUME CONTROL <ul style="list-style-type: none"> - Complete Trim Kit - Thermo Control Cartridge - Progressive Volume Control - Independent Temperature Control - 1 Outlet 	8969000	4	\$485.00	\$695.00
		NEEDS ROUGH 1/2" Thermostatic Valve Flows 7.1 GPM @ 60 PSI	VALVE690	4	\$200.00	\$200.00
		1/2" THERMOSTATIC TRIM WITH DIVERTER AND VOLUME CONTROL <ul style="list-style-type: none"> - Complete Trim Kit - Thermo Control Cartridge - 2 Way Diverter Trim with Progressive Volume Control - Independent Temperature Control - 2 Outlets 	8969100	4	\$535.00	\$735.00
		NEEDS ROUGH 1/2" Thermostatic Valve Flows 5.5 GPM @ 60 PSI	VALVE691	4	\$200.00	\$200.00
		VOLUME CONTROL TRIM <ul style="list-style-type: none"> - Complete Trim Kit - Ceramic Disc Cartridge - For use with 1/2" and 3/4" volume control valves 	8940200	4	\$165.00	\$245.00
		NEEDS ROUGH 1/2" Volume Control Flows 12.5 GPM @ 60 PSI 3/4" Volume Control Flows 15.0 GPM @ 60 PSI	VALVE400 VALVE402	4 4	\$85.00 \$100.00	\$85.00 \$100.00
		4-POR, 3 WAY DIVERTER VALVE TRIM <ul style="list-style-type: none"> - Complete Trim Kit - Ceramic Disc Cartridge 1 inlet 3 outlets 1/2" connection	8942500	4	\$205.00	\$285.00
		NEEDS ROUGH 1/2" Diverter Rough-in Valve Flows 9.7 GPM @ 60 PSI	VALVE425	4	\$175.00	\$175.00

product image	product dimensions	description	model #	c. qty	PC	BN / PN / TB
		12" SHOWER ARM 1/2" male NPT Round flange	5074500	n/a	\$80.00	\$115.00
		16" SHOWER ARM 1/2" male NPT Round flange	5074800	n/a	\$130.00	\$175.00
		6" CEILING MOUNT SHOWER ARM 1/2" male NPT Round flange	5074406	n/a	\$80.00	\$105.00
		12" CEILING MOUNT SHOWER ARM 1/2" male NPT Round flange	5074412	n/a	\$90.00	\$125.00
		8" RAINCAN SHOWER HEAD 1/2" NPT Connections 2.5 GPM @ 80 PSI MAX	8975900	n/a	\$290.00	\$375.00
		8" RAINCAN SHOWER HEAD KIT Includes: - 8" Decorative Raincan Shower head - 12" Shower Arm with Flange - 1/2" NPT Connections 2.5 GPM @ 80 PSI MAX	8975000	n/a	\$380.00	\$500.00
		WALL MOUNT HANDSHOWER SET Includes: - Decorative Handshower - Wall Mount Bracket & Supply Elbow - 78" flexi hose 2.5 GPM @ 80 PSI MAX	8913100	n/a	\$240.00	\$370.00

product image	product dimensions	description	model #	c. qty	PC	BN / PN / TB
		TUB SPOUT Wall Mount ½" NPT Connection	8943000	n/a	\$210.00	\$290.00
		ADJUSTABLE SLIDE BAR HANDSHOWER SET Includes: - Decorative Handshower - 24" Slide Bar - Adjustable Bracket - Supply Elbow - 78" Flexi Hose 2.5 GPM @ 80 PSI MAX	8912900	n/a	\$345.00	\$475.00
		BODY SPRAY - Directional Body Spray - 30° Rotation - ½" Female NPT Connection 2.5 GPM @ 80 PSI MAX	8972100	n/a	\$110.00	\$160.00
		PUSH DOWN POP UP WASTE - One-touch, Spring Section (no overflow) - No Lift Rod Required	5094500	n/a	\$115.00	\$140.00
		4" DECK PLATE For Single Hole Lavatory Faucet	5096200	n/a	\$30.00	\$35.00

product image	product dimensions	description		model #	c. qty	PC	BN / PN / TB
		1/2" THERMO SHOWER SET		89KIT01		\$865.00	\$1,195.00
		- 1/2" THERMO TRIM W/ VOLUME CONTROL		8969000	1	\$485.00	\$695.00
		- COMPLETE SHOWER HEAD AND SHOWER ARM		8975000	1	\$380.00	\$500.00
		NEEDS ROUGH		VALVEKIT01		\$200.00	\$200.00
		1/2" THERMO SHOWER SET WITH SLIDE BAR		89KIT02		\$830.00	\$1,170.00
		- 1/2" THERMO TRIM W/ VOLUME CONTROL		8969000	1	\$485.00	\$695.00
		- SLIDE BAR KIT		8912900	1	\$345.00	\$475.00
		NEEDS ROUGH		VALVEKIT02		\$200.00	\$200.00
		1/2" THERMO TRIM TUB AND SHOWER SET		89KIT03		\$1,125.00	\$1,535.00
		- 1/2" THERMO TRIM W/ DIVERTER AND VOLUME CONTROL		8969100	1	\$535.00	\$745.00
		- COMPLETE SHOWER HEAD AND SHOWER ARM		8975000	1	\$380.00	\$500.00
		- BATH SPOUT		8943000	1	\$210.00	\$290.00
		NEEDS ROUGH		VALVEKIT03		\$200.00	\$200.00
		1/2" THERMO SHOWER SET WITH SLIDE BAR AND SHOWER HEAD		89KIT04		\$1,260.00	\$1,720.00
		- 1/2" THERMO TRIM W/ DIVERTER AND VOLUME CONTROL		8969100	1	\$535.00	\$745.00
		- COMPLETE SHOWER HEAD AND SHOWER ARM		8975000	1	\$380.00	\$500.00
		- SLIDE BAR KIT		8912900	1	\$345.00	\$475.00
		NEEDS ROUGH		VALVEKIT04		\$200.00	\$200.00
		3/4" THERMO SHOWER SET WITH SLIDE BAR, SHOWER HEAD AND 3 BODY JETS		89KIT05		\$1,850.00	\$2,690.00
		- 3/4" THERMO TRIM		8971100	1	\$300.00	\$500.00
		- 3/4" VOLUME CONTROL		8940200	3	\$165.00	\$245.00
		- COMPLETE SHOWER HEAD AND SHOWER ARM		8975000	1	\$380.00	\$500.00
		- SLIDE BAR KIT		8912900	1	\$345.00	\$475.00
		- BODY SPRAY		8972100	3	\$110.00	\$160.00
		NEEDS ROUGH		VALVEKIT05		\$600.00	\$600.00


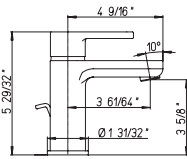




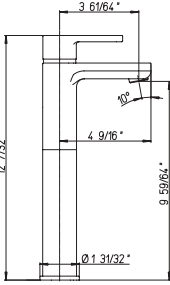




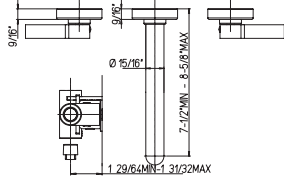
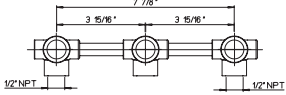

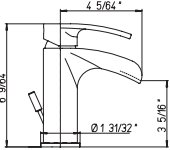




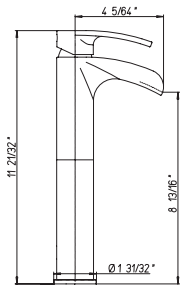



product image	product dimensions	description	model #	c. qty	PC	BN / PN / TB
		3/4" THERMO SHOWER SET WITH SLIDE BAR, SHOWER HEAD AND BATH SPOUT	89KIT06		\$1,730.00	\$2,500.00
		- 3/4" THERMO TRIM	8971100	1	\$300.00	\$500.00
		- 3/4" VOLUME CONTROL	8940200	3	\$165.00	\$245.00
		- COMPLETE SHOWER HEAD AND SHOWER ARM	8975000	1	\$380.00	\$500.00
		- SLIDE BAR KIT	8912900	1	\$345.00	\$475.00
		- BATH SPOUT	8943000	1	\$210.00	\$290.00
		NEEDS ROUGH	VALVEKIT06		\$600.00	\$600.00
		3/4" THERMO SHOWER SET WITH SHOWER HEAD AND 4 BODY JETS	89KIT07		\$1,615.00	\$2,375.00
		- 3/4" THERMO TRIM	8971100	1	\$300.00	\$500.00
		- 3/4" VOLUME CONTROL	8940200	3	\$165.00	\$245.00
		- COMPLETE SHOWER HEAD AND SHOWER ARM	8975000	1	\$380.00	\$500.00
		- BODY SPRAY	8972100	4	\$110.00	\$160.00
		NEEDS ROUGH	VALVEKIT07		\$600.00	\$600.00
		3/4" THERMO SHOWER SET WITH 2 THERMO TRIMS, 1 CEILING RAIN SHOWER, 2 HANDSHOWERS, AND 6 BODY JET	89KIT08		\$2,945.00	\$4,425.00
		- 3/4" THERMO TRIM	8971100	2	\$300.00	\$500.00
		- 3/4" VOLUME CONTROL	8940200	5	\$165.00	\$245.00
		- SHOWER HEAD	8975900	1	\$290.00	\$375.00
		- BODY SPRAY	8972100	6	\$110.00	\$160.00
		- 12" CEILING SHOWER ARM	5074412	1	\$90.00	\$125.00
		- HANDHELD AND OVAL HANDSHOWER	8913100	2	\$240.00	\$370.00
		NEEDS ROUGH	VALVEKIT08		\$1,100.00	\$1,100.00
		1/2" THERMO SHOWER SET WITH SLIDE BAR, SHOWER HEAD AND 2 BODY JETS	89KIT09		\$1,635.00	\$2,275.00
		- 1/2" THERMO TRIM W/ VOLUME CONTROL	8969000	1	\$485.00	\$695.00
		- 3 WAY DIVERTER TRIM	8942500	1	\$205.00	\$285.00
		- SLIDE BAR KIT	8912900	1	\$345.00	\$475.00
		- BODY SPRAY	8972100	2	\$110.00	\$160.00
		- COMPLETE SHOWER HEAD AND SHOWER ARM	8975000	1	\$380.00	\$500.00
		NEEDS ROUGH	VALVEKIT09		\$375.00	\$375.00
		1/2" THERMO SHOWER SET WITH SLIDE BAR, SHOWER HEAD, 2 BODY JETS AND BATH SPOUT	89KIT10		\$2,010.00	\$2,810.00
		- 1/2" THERMO TRIM W/ VOLUME CONTROL	8969000	1	\$485.00	\$695.00
		- 3 WAY DIVERTER TRIM	8942500	1	\$205.00	\$285.00
		- SLIDE BAR KIT	8912900	1	\$345.00	\$475.00
		- BODY SPRAY	8972100	2	\$110.00	\$160.00
		- COMPLETE SHOWER HEAD AND SHOWER ARM	8975000	1	\$380.00	\$500.00
		- VOLUME CONTROL	8940200	1	\$165.00	\$245.00
		- BATH SPOUT	8943000	1	\$210.00	\$290.00
		NEEDS ROUGH	VALVEKIT10		\$460.00	\$460.00


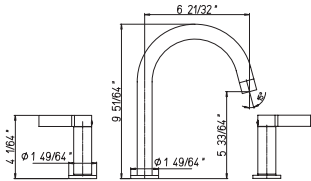




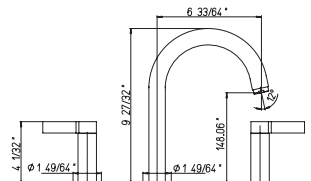


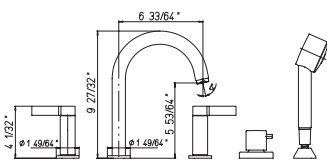

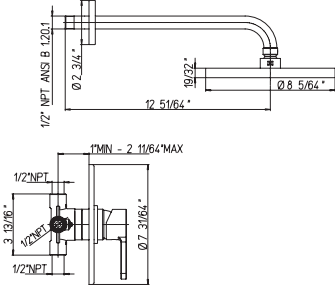


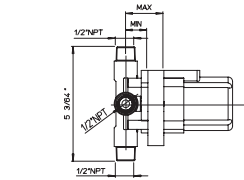

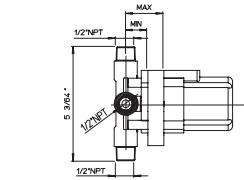
product image	product dimensions	description	model #	c. qty	PC	BN / PN / TB
24" TOWEL BAR						
Includes mounting hardware						
			8900500	n/a	\$170.00	\$235.00
18" TOWEL BAR						
Includes mounting hardware						
			8900400	n/a	\$160.00	\$225.00
TOWEL RING						
Includes mounting hardware						
			8907100	n/a	\$175.00	\$190.00
ROBE HOOK						
Includes mounting hardware						
			8901100	n/a	\$110.00	\$125.00
PAPER HOLDER						
Includes mounting hardware						
			8905100	n/a	\$150.00	\$205.00


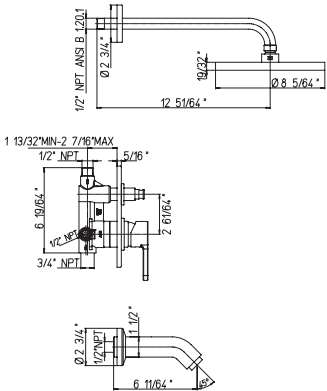


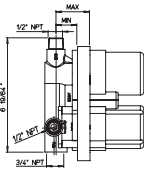

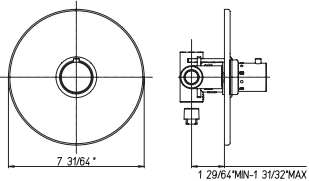

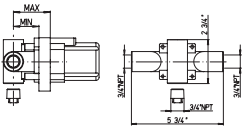

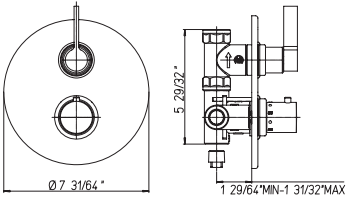

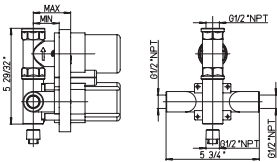


FORTISTM
PURO DESIGN ITALIANO

BRERA COLLECTION

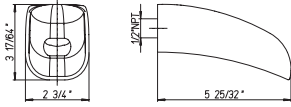

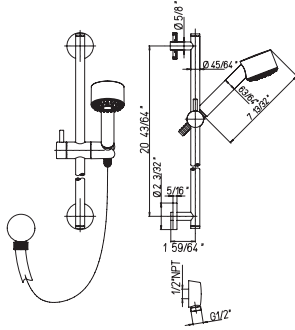

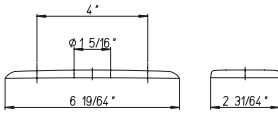
product image	product dimensions	description	model #	c. qty	PC	BN
		SINGLE CONTROL LAVATORY Ceramic Disc Valving Metal Lever Handle Metal Pop-up Assembly Flow Rate: 1.5 GPM @ 60 PSI (30% Water Savings) AB1953/S152 Compliant	9221100	4	\$345.00	\$465.00
		  				
		SINGLE CONTROL VESSEL LAVATORY Ceramic Disc Valving Metal Lever Handle Less Drain Assembly Flow Rate: 1.5 GPM @ 60 PSI (30% Water Savings) AB1953/S152 Compliant	9220500	4	\$450.00	\$630.00
		  				
		8" WIDESPREAD LAVATORY Ceramic Disc Valving Metal Lever Handles Metal Pop-up Assembly Flow Rate: 1.5 GPM @ 60 PSI (30% Water Savings) AB1953/S152 Compliant	9220700	4	\$550.00	\$700.00
		NEEDS ROUGH 1/2" Rough-in Valve Flows 1.5 GPM @ 60 PSI	VALVE207	4	\$175.00	\$175.00
		SINGLE CONTROL TROUGH LAVATORY Ceramic Disc Valving Metal Lever Handle Metal Pop-up Assembly Flow Rate: 1.5 GPM @ 60 PSI (30% Water Savings) AB1953/S152 Compliant	92211WF	4	\$595.00	\$795.00
		  				
		SINGLE CONTROL VESSEL LAVATORY, WATERFALL TROUGH Ceramic Disc Valving Metal Lever Handle Less Drain Assembly Flow Rate: 1.5 GPM @ 60 PSI (30% Water Savings) AB1953/S152 Compliant	92205WF	4	\$725.00	\$925.00
		  				


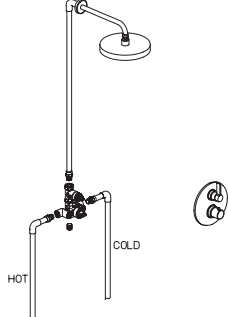

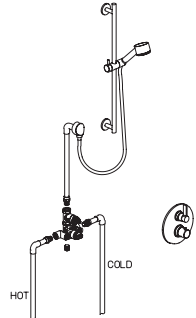

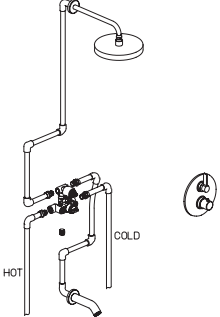

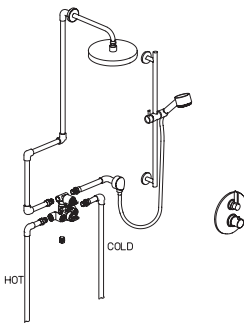

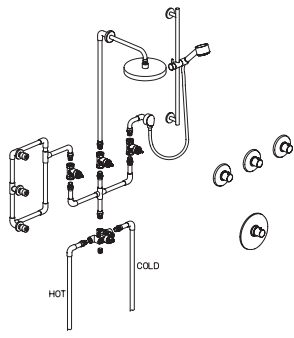
product image	product dimensions	description	model #	c. qty	PC	BN
		8" WIDESPREAD LAVATORY Ceramic Disc Valving Metal Lever Handles Metal Pop-up Assembly				
		Flow Rate: 1.5 GPM @ 60 PSI (30% Water Savings) AB1953/S152 Compliant   	9221400	4	\$490.00	\$690.00
		3-HOLE ROMAN TUB KIT Includes: - Trim Kit featuring - Metal Lever Handles - 3/4" Quarter Turn Ceramic Disc Valves	9210200	4	\$650.00	\$750.00
		Flow Rate: 10 GPM @ 45 PSI 				
		5-HOLE ROMAN TUB KIT Includes: - Complete Roman Tub Trim & Valve Kit - Matching Handshower - Diverter Valve & Trim Kit - 3/4" Connections - Diverter includes Check Valve for Backflow Prevention	9210900	4	\$895.00	\$1,050.00
		Flow Rate: 10 GPM @ 45 PSI				
		PRESSURE BALANCE SHOWER SET Includes: - Complete Trim Kit with Metal Lever Handle - Cartridge - Decorative 8" Raincan shower head - 12" shower arm and flange	9269700	4	\$490.00	\$595.00
						
		PRESSURE BALANCE VALVE TRIM ONLY Includes: - Trim Kit with Metal Lever Handle - Cartridge	9268700	4	\$240.00	\$345.00
		NEEDS ROUGH 1/2" Pressure Balance Rough-in Valve Flows 5.0 GPM @ 60 PSI	VALVE697	4	\$150.00	\$150.00


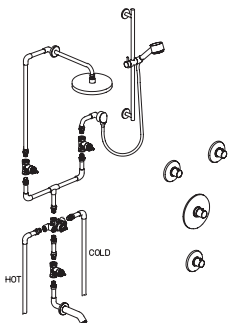
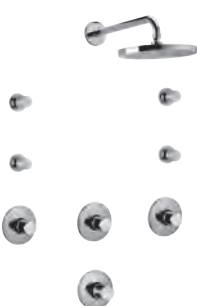
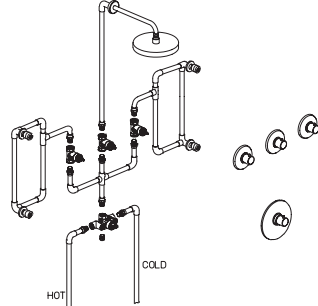

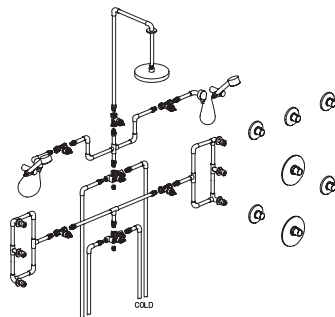

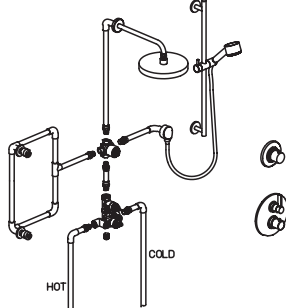

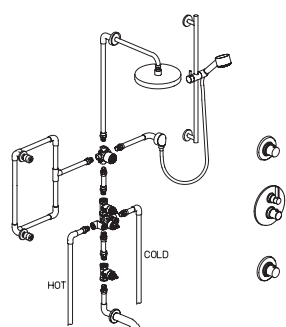
product image	product dimensions	description	model #	c. qty	PC	BN
		PRESSURE BALANCE TUB & SHOWER SET Includes: - Complete Trim Kit with Metal Lever Handle - Cartridge - Decorative 8" Raincan shower head - 12" shower arm and flange - Solid Brass Tub Spout	9279700	4	\$575.00	\$725.00
						
		PRESSURE BALANCE VALVE TRIM WITH DIVERTER ONLY Includes: - Trim Kit with Metal Lever Handle - Cartridge				
		NEEDS ROUGH 1/2" Pressure Balance Rough-in Valve Flows 5.0 GPM @ 60 PSI	VALVE797	4	\$175.00	\$175.00
		3/4" THERMOSTATIC VALVE TRIM Includes: - Trim Kit with Metal Handle - Cartridge	7871100	4	\$300.00	\$500.00
		NEEDS ROUGH 3/4" Thermostatic Valve Flows 9.6 GPM @ 60 PSI	VALVE711	4	\$300.00	\$300.00
		1/2" THERMOSTATIC TRIM WITH VOLUME CONTROL - Complete Trim Kit - Thermo Control Cartridge - Progressive Volume Control - Independent Temperature Control	9269000	4	\$430.00	\$590.00
		NEEDS ROUGH 1/2" Thermostatic Valve Flows 7.1 GPM @ 60 PSI	VALVE690	4	\$200.00	\$200.00


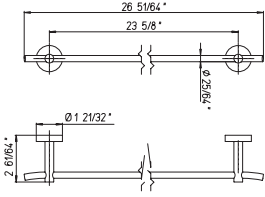

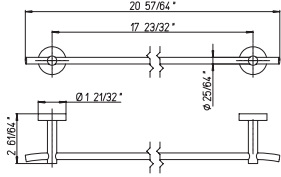

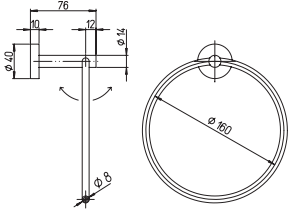

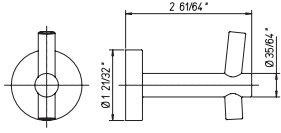

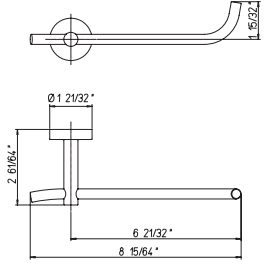
product image	product dimensions	description	model #	c. qty	PC	BN
		½" THERMOSTATIC TRIM WITH DIVERTER AND VOLUME CONTROL <ul style="list-style-type: none">- Complete Trim Kit- Thermo Control Cartridge- 2 Way Diverter Valve with Progressive Volume Control- Independent Temperature Control	9269100	4	\$510.00	\$640.00
		NEEDS ROUGH ½" Thermostatic Valve Flows 5.5 gpm @ 60 psi	VALVE691	4	\$200.00	\$200.00
		VOLUME CONTROL TRIM <ul style="list-style-type: none">- Complete Trim Kit- Ceramic Disc Cartridge- For use with ½" and ¾"	7840200	4	\$100.00	\$165.00
		NEEDS ROUGH ½" Volume Control Flows 12.5 GPM @ 60 PSI ¾" Volume Control Flows 15.0 GPM @ 60 PSI	VALVE400 VALVE402	4 4	\$85.00 \$100.00	\$85.00 \$100.00
		4-PART, 3 WAY DIVERTER VALVE TRIM <ul style="list-style-type: none">- Complete Trim Kit- Ceramic Disc Cartridge- Metal Handle 1 inlet 3 outlets ½" connection	7842500	4	\$130.00	\$195.00
		NEEDS ROUGH ½" Diverter Rough-in Valve	VALVE425	4	\$175.00	\$175.00
		12" SHOWER ARM ½" male NPT Round flange	5074500	n/a	\$80.00	\$115.00
		16" SHOWER ARM ½" male NPT Round flange	5074800	n/a	\$130.00	\$175.00

product image	product dimensions	description	model #	c. qty	P C	B N
		6" CEILING MOUNT SHOWER ARM	5074406	n/a	\$80.00	\$105.00
		1/2" male NPT Round flange				
		12" CEILING MOUNT SHOWER ARM	5074412	n/a	\$90.00	\$125.00
		1/2" male NPT Round flange				
		8" RAINCAN SHOWER HEAD Round Design	7875900	n/a	\$210.00	\$300.00
		8" RAINCAN SHOWERHEAD KIT	7875000	n/a	\$300.00	\$425.00
		Includes: - 8" Decorative Raincan Showerhead - 12" Shower Arm with Flange - 1/2" NPT Connections 2.5 GPM @ 80 PSI MAX				
		WALLMOUNT HANDSHOWER SET	7813100	n/a	\$190.00	\$350.00
		Includes: - Decorative Handshower - Wall Mount Bracket - Supply Elbow - 78" flexi hose 2.5 GPM @ 80 PSI MAX				
		TUB SPOUT Wall Mount	7843000	n/a	\$130.00	\$180.00
		1/2" NPT Connection				

product image	product dimensions	description	model #	c. qty	PC	BN
WATERFALL TUB SPOUT						
Wall Mount						
1/2" NPT Connection						
			92430WF	n/a	\$295.00	\$395.00
ADJUSTABLE SLIDE BAR HANDSHOWER SET						
Includes:						
- Decorative Handshower						
- 24" Slide Bar with Adjustable Bracket						
- Wall Mount Bracket						
- Supply Elbow						
- 78" Flexi Hose						
			7812900	n/a	\$250.00	\$380.00
BODY SPRAY						
- Directional Body Spray						
- 30° Rotation						
- 1/2" Female NPT Connection						
2.5 GPM @ 80 PSI MAX						
			7872100	n/a	\$85.00	\$125.00
PUSH DOWN POP UP WASTE						
			5094500	n/a	\$115.00	\$140.00
4" DECK PLATE						
For Single Hole Lavatory Faucet						
			5096200	n/a	\$30.00	\$35.00

product image	product dimensions	description		model #	c. qty	PC	BN
		½" THERMO SHOWER SET		92KIT01		\$730.00	\$1,015.00
		- ½" THERMO TRIM W/ VOLUME CONTROL		9269000	1	\$430.00	\$590.00
		- COMPLETE SHOWER HEAD AND SHOWER ARM		7875000	1	\$300.00	\$425.00
		NEEDS ROUGH		VALVEKIT01		\$200.00	\$200.00
		½" THERMO SHOWER SET WITH SLIDE BAR		92KIT02		\$680.00	\$970.00
		- ½" THERMO TRIM W/ VOLUME CONTROL		9269000	1	\$430.00	\$590.00
		- SLIDE BAR KIT		7812900	1	\$250.00	\$380.00
		NEEDS ROUGH		VALVEKIT02		\$200.00	\$200.00
		½" THERMO TRIM TUB AND SHOWER SET		92KIT03		\$940.00	\$1,245.00
		- ½" THERMO TRIM W/ DIVERTER AND VOLUME CONTROL		9269100	1	\$510.00	\$640.00
		- COMPLETE SHOWER HEAD AND SHOWER ARM		7875000	1	\$300.00	\$425.00
		- BATH SPOUT		7843000	1	\$130.00	\$180.00
		NEEDS ROUGH		VALVEKIT03		\$200.00	\$200.00
		½" THERMO SHOWER SET WITH SLIDE BAR AND SHOWER HEAD		92KIT04		\$1,060.00	\$1,445.00
		- ½" THERMO TRIM W/ DIVERTER AND VOLUME CONTROL		9269100	1	\$510.00	\$640.00
		- COMPLETE SHOWER HEAD AND SHOWER ARM		7875000	1	\$300.00	\$425.00
		- SLIDE BAR KIT		7812900	1	\$250.00	\$380.00
		NEEDS ROUGH		VALVEKIT04		\$200.00	\$200.00
		¾" THERMO SHOWER SET WITH SLIDE BAR, SHOWER HEAD AND 3 BODY JETS		92KIT05		\$1,405.00	\$2,175.00
		- ¾" THERMO TRIM		7871100	1	\$300.00	\$500.00
		- ¾" VOLUME CONTROL		7840200	3	\$100.00	\$165.00
		- COMPLETE SHOWER HEAD AND SHOWER ARM		7875000	1	\$300.00	\$425.00
		- SLIDE BAR KIT		7812900	1	\$250.00	\$380.00
		- BODY SPRAY		7872100	3	\$85.00	\$125.00
		NEEDS ROUGH		VALVEKIT05		\$600.00	\$600.00

product image	product dimensions	description		model #	c. qty	PC	BN
		¾" THERMO SHOWER SET WITH SLIDE BAR, SHOWER HEAD AND BATH SPOUT		92KIT06		\$1,280.00	\$1,980.00
		- ¾" THERMO TRIM	7871100	1	\$300.00	\$500.00	
		- ¾" VOLUME CONTROL	7840200	3	\$100.00	\$165.00	
		- COMPLETE SHOWER HEAD AND SHOWER ARM	7875000	1	\$300.00	\$425.00	
		- SLIDE BAR KIT	7812900	1	\$250.00	\$380.00	
		- BATH SPOUT	7843000	1	\$130.00	\$180.00	
		NEEDS ROUGH		VALVEKIT06		\$600.00	\$600.00
		¾" THERMO SHOWER SET WITH SHOWER HEAD AND 4 BODY JETS		92KIT07		\$1,240.00	\$1,920.00
		- ¾" THERMO TRIM	7871100	1	\$300.00	\$500.00	
		- ¾" VOLUME CONTROL	7840200	3	\$100.00	\$165.00	
		- COMPLETE SHOWER HEAD AND SHOWER ARM	7875000	1	\$300.00	\$425.00	
		- BODY SPRAY	7872100	4	\$85.00	\$125.00	
		NEEDS ROUGH		VALVEKIT07		\$600.00	\$600.00
				¾" THERMO SHOWER SET WITH 2 THERMO TRIMS, 1 CEILING RAIN SHOWER, 2 HANDSHOWERS, AND 6 BODY JETS		92KIT08	
- ¾" THERMO TRIM	7871100			2	\$300.00	\$500.00	
- ¾" VOLUME CONTROL	7840200			5	\$100.00	\$165.00	
- SHOWER HEAD	7875900			1	\$300.00	\$210.00	
- BODY SPRAY	7872100			6	\$85.00	\$125.00	
- 12" CEILING SHOWER ARM	5074412			1	\$90.00	\$125.00	
- HANDHELD AND OVAL HANDSHOWER	7813100			2	\$190.00	\$350.00	
NEEDS ROUGH		VALVEKIT08		\$1,100.00	\$1,100.00		
		½" THERMO SHOWER SET WITH SLIDE BAR, SHOWER HEAD AND 2 BODY JETS		92KIT09		\$1,280.00	\$1,840.00
		- ½" THERMO TRIM W/ VOLUME CONTROL	9269000	1	\$430.00	\$590.00	
		- 3 WAY DIVERTER TRIM	7842500	1	\$130.00	\$195.00	
		- SLIDE BAR KIT	7812900	1	\$250.00	\$380.00	
		- BODY SPRAY	7872100	2	\$85.00	\$125.00	
		- COMPLETE SHOWER HEAD AND SHOWER ARM	7875000	1	\$300.00	\$425.00	
		NEEDS ROUGH		VALVEKIT09		\$375.00	\$375.00
		½" THERMO SHOWER SET WITH SLIDE BAR, SHOWER HEAD, 2 BODY JETS AND BATH SPOUT		92KIT10		\$1,510.00	\$2,185.00
		- ½" THERMO TRIM W/ VOLUME CONTROL	9269000	1	\$430.00	\$590.00	
		- 3 WAY DIVERTER TRIM	7842500	1	\$130.00	\$195.00	
		- SLIDE BAR KIT	7812900	1	\$250.00	\$380.00	
		- BODY SPRAY	7872100	2	\$85.00	\$125.00	
		- COMPLETE SHOWER HEAD AND SHOWER ARM	7875000	1	\$300.00	\$425.00	
		- VOLUME CONTROL	7840200	1	\$100.00	\$165.00	
- BATH SPOUT	7843000	1	\$130.00	\$180.00			
NEEDS ROUGH		VALVEKIT10		\$460.00	\$460.00		


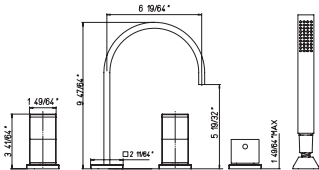

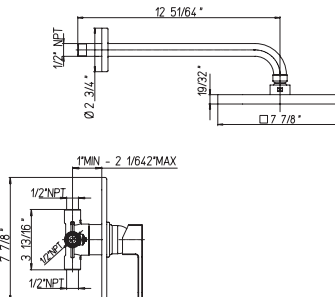


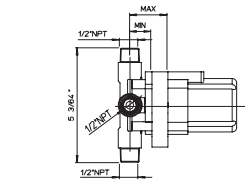

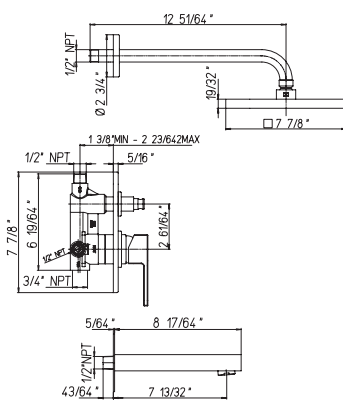


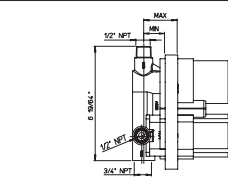
product image	product dimensions	description	model #	c. qty	PC	BN
24" TOWEL BAR						
		Includes mounting hardware				
			7800500	n/a	\$135.00	\$190.00
18" TOWEL BAR						
		Includes mounting hardware				
			7800400	n/a	\$130.00	\$180.00
TOWEL RING						
		Includes mounting hardware				
			7807100	n/a	\$120.00	\$170.00
ROBE HOOK						
		Includes mounting hardware				
			7801100	n/a	\$60.00	\$80.00
PAPER HOLDER						
		Includes mounting hardware				
			7805100	n/a	\$115.00	\$160.00


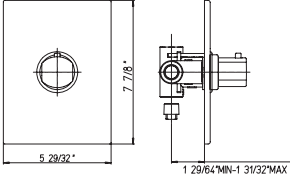

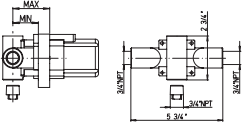

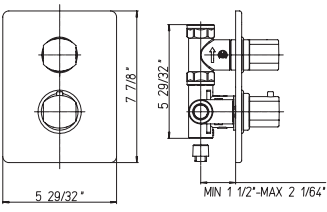

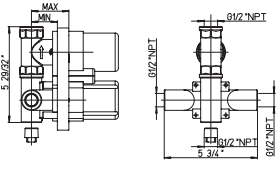

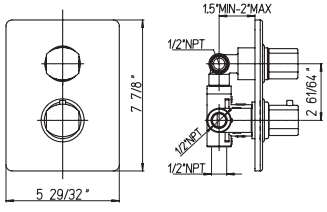

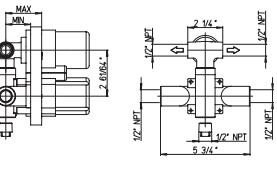

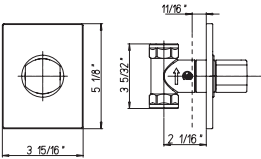

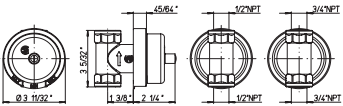



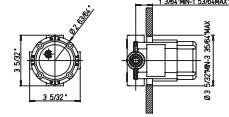
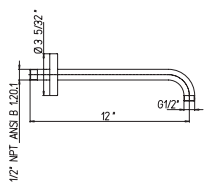

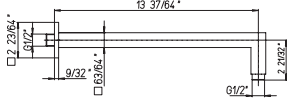

FORTISTM
PURO DESIGN ITALIANO


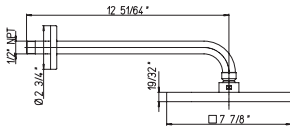

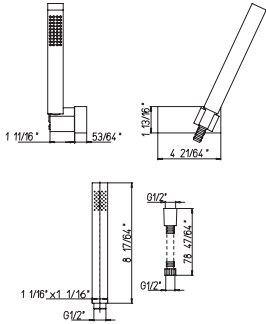



SCALA COLLECTION


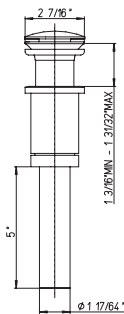

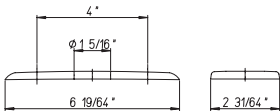
product image	product dimensions	description	model #	c. qty	PC	BN	MB
		SINGLE CONTROL LAVATORY Ceramic Disc Valving Metal Lever Handle Metal Pop-up Assembly Flow Rate: 1.5 GPM @ 60 PSI (30% Water Savings) AB1953/S152 Compliant	8421100	4	\$425.00	\$560.00	\$560.00
		  					
		SINGLE CONTROL VESSEL LAVATORY Ceramic Disc Valving Metal Lever Handle Less Drain Assembly Flow Rate: 1.5 GPM @ 60 PSI (30% Water Savings) AB1953/S152 Compliant	8420500	4	\$530.00	\$725.00	\$725.00
		  					
		8" WALL MOUNTED LAVATORY Ceramic Disc Valving Metal Lever Handles Flow Rate: 1.5 GPM @ 60 PSI (30% Water Savings) AB1953/S152 Compliant	8420800	4	\$560.00	\$755.00	\$755.00
		  					
		8" WIDESPREAD LAVATORY Ceramic Disc Valving Metal Lever Handles Metal Pop-up Assembly Flow Rate: 1.5 GPM @ 60 PSI (30% Water Savings) AB1953/S152 Compliant	8421400	4	\$695.00	\$890.00	\$890.00
		 					
		3-HOLE ROMAN TUB KIT Includes: - Trim Kit featuring - Metal Lever Handles - 3/4" quarter turn Ceramic Disc Valves Flow Rate: 9.0 GPM @ 45 PSI	8410200	4	\$800.00	\$1,000.00	-

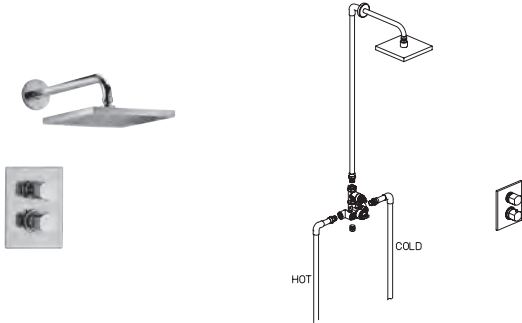
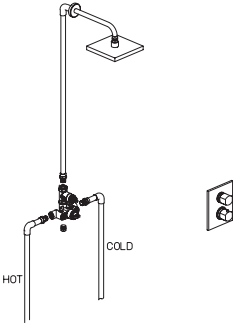
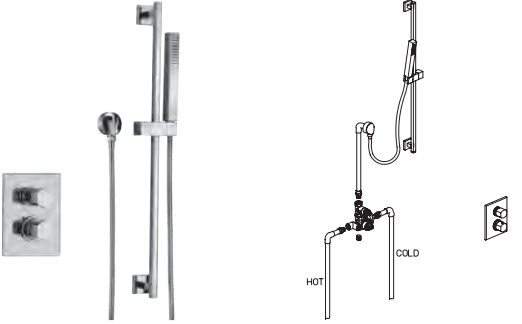
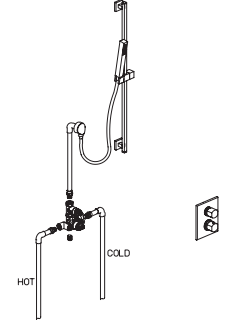
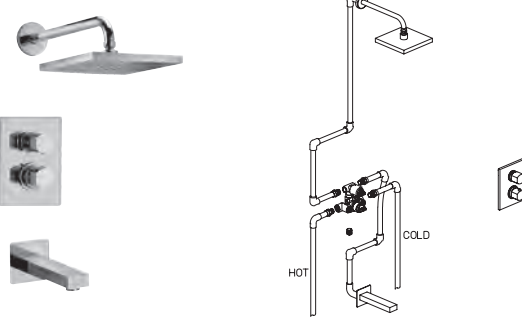
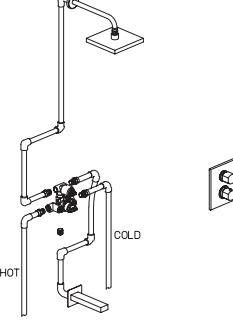
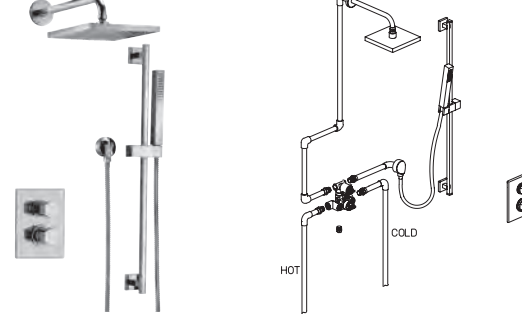
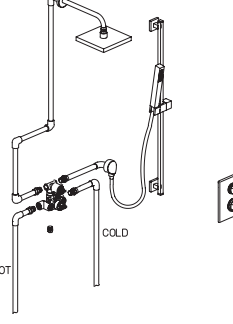
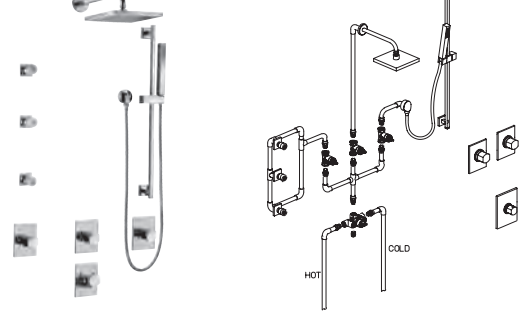
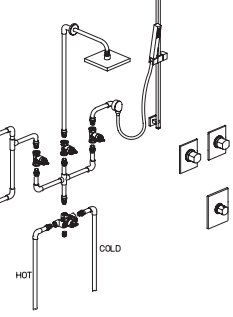
product image	product dimensions	description	model #	c. qty	PC	BN
5-HOLE ROMAN TUB KIT						
		Includes: - Complete Roman Tub & Valve Kit - Matching Handshower - Diverter Valve & Trim Kit - 3/4" Connections - Diverter includes Check Valves for Backflow Prevention	8410900	4	\$1,000.00	\$1,200.00
Flow Rate: 9.0 GPM @ 45 PSI						
PRESSURE BALANCE SHOWER SET						
		Includes: - Complete Trim Kit with Metal Lever Handle - Cartridge - Decorative 8" Raincan shower head - 12" shower arm and flange	8469700	4	\$550.00	\$725.00
						
PRESSURE BALANCE VALVE TRIM ONLY						
		Includes: - Trim Kit with Metal Lever Handle - Cartridge	8468700	4	\$385.00	\$525.00
NEEDS ROUGH						
		1/2" Pressure Balance Rough-in Valve	VALVE697	4	\$150.00	\$150.00
Flows 5.0 GPM @ 60 PSI						
PRESSURE BALANCE TUB & SHOWER SET						
		Includes: - Complete Trim Kit with Metal Lever Handle - Cartridge - Decorative 8" Raincan shower head - 12" shower arm and flange - Solid Brass Tub Spout	8479700	4	\$725.00	\$905.00
						
PRESSURE BALANCE VALVE TRIM WITH DIVERTER ONLY						
		Includes: - Trim Kit with Metal Lever Handle - Cartridge	8478700	4	\$490.00	\$665.00
NEEDS ROUGH						
		1/2" Pressure Balance Rough-in Valve	VALVE797	4	\$175.00	\$175.00
Flows 5.0 GPM @ 60 PSI						


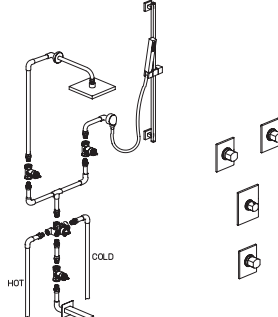

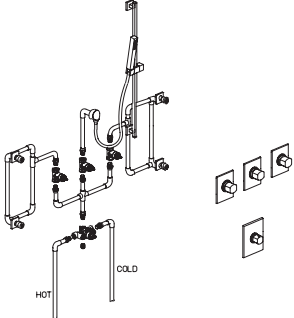

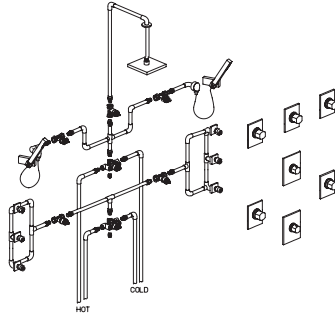

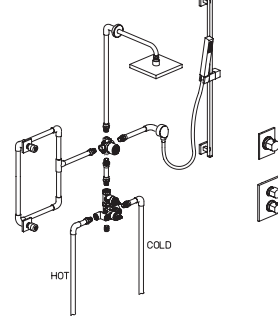

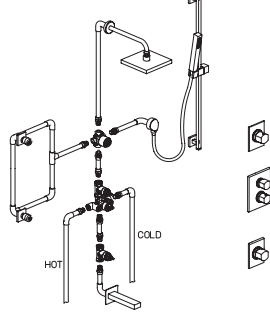
product image	product dimensions	description	model #	c. qty	PC	BN
		¾" THERMOSTATIC VALVE TRIM Includes: - Trim Kit with Metal Handle - Cartridge	8471100	4	\$360.00	\$560.00
		NEEDS ROUGH ¾" Thermostatic Valve Flows 9.6 GPM @ 60 PSI	VALVE711	4	\$300.00	\$300.00
		½" THERMOSTATIC TRIM WITH VOLUME CONTROL - Complete Trim Kit - Thermo Control Cartridge - Progressive Volume Control - Independent Temperature Control - 1 Outlet	8469000	4	\$435.00	\$635.00
		NEEDS ROUGH ½" Thermostatic Valve Flows 7.1 GPM @ 60 PSI	VALVE690	4	\$200.00	\$200.00
		½" THERMOSTATIC TRIM WITH DIVERTER AND VOLUME CONTROL - Complete Trim Kit - Thermo Control Cartridge - 2 Way Diverter Trim with Progressive Volume Control - Independent Temperature Control - 2 Outlets	8469100	4	\$485.00	\$685.00
		NEEDS ROUGH ½" Thermostatic Valve Flows 5.5 GPM @ 60 PSI	VALVE691	4	\$200.00	\$200.00
		VOLUME CONTROL TRIM - Complete Trim Kit - Ceramic Disc Cartridge - For use with ½" and ¾"	8440200	4	\$165.00	\$245.00
		NEEDS ROUGH ½" Volume Control Flows 12.5 GPM @ 60 PSI	VALVE400	4	\$85.00	\$85.00
		¾" Volume Control Flows 15.0 GPM @ 60 PSI	VALVE402	4	\$100.00	\$100.00



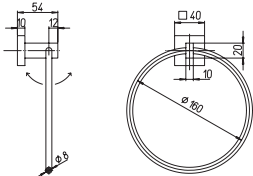

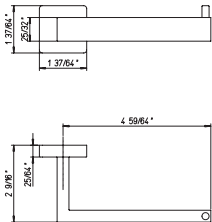
product image	product dimensions	description	model #	c. qty	PC	BN
		4-PORT, 3 WAY DIVERTER VALVE TRIM - Complete Trim Kit - Ceramic Disc Cartridge 1 inlet 3 outlets 1/2" connection	8442500	4	\$205.00	\$285.00
		NEEDS ROUGH 1/2" Diverter Rough-in Valve Flows 9.7 GPM @ 60 PSI	VALVE425	4	\$175.00	\$175.00
		12" SHOWER ARM 1/2" male NPT Round flange	5074500	n/a	\$80.00	\$115.00
		12" SQUARE SHOWER ARM 1/2" male NPT Square flange	8474500	n/a	\$245.00	\$350.00
		16" SQUARE RAINCAN SHOWER HEAD Jumbo Design 1/2" NPT Connections 2.5 GPM @ 80 PSI MAX	84759JU	n/a	\$1,680.00	-
		8" RAINCAN SHOWER HEAD Square Design 1/2" NPT Connections 2.5 GPM @ 80 PSI MAX	8475900	n/a	\$330.00	\$450.00

product image	product dimensions	description	model #	c. qty	PC	BN
		8" SQUARE RAINCAN SHOWER HEAD KIT Includes: - 8" Square Raincan Shower head - 12" Shower Arm with Flange - 1/2" NPT Connections 2.5 GPM @ 80 PSI MAX	8475000	n/a	\$420.00	\$575.00
		WALL MOUNT HANDSHOWER SET Includes: - Decorative Handshower - Wall Mount Bracket & Supply Elbow - 78" flexi hose 2.5 GPM @ 80 PSI MAX	8413100	n/a	\$240.00	\$370.00
		TUB SPOUT Wall Mount 1/2" NPT Connection	8443000	n/a	\$275.00	\$350.00
		ADJUSTABLE SLIDE BAR HANDSHOWER SET Includes: - Decorative Handshower - 24" Slide Bar - Adjustable Bracket - Supply Elbow - 78" Flexi Hose 2.5 GPM @ 80 PSI MAX	8412900	n/a	\$400.00	\$530.00
		BODY SPRAY - Directional Body Spray - 30° Rotation - 1/2" Female NPT Connection 2.5 GPM @ 80 PSI MAX	8472100	n/a	\$125.00	\$175.00

product image	product dimensions	description	model #	c. qty	PC	BN
		PUSH DOWN POP UP WASTE	5094500	n/a	\$115.00	\$140.00
		4" DECK PLATE For Single Hole Lavatory Faucet	5096200	n/a	\$30.00	\$35.00

product image	product dimensions	description		model #	c. qty	PC	BN
		1/2" THERMO SHOWER SET		84KIT01		\$855.00	\$1,210.00
		- 1/2" THERMO TRIM W/ VOLUME CONTROL		8469000	1	\$435.00	\$635.00
		- COMPLETE SHOWER HEAD AND SHOWER ARM		8475000	1	\$420.00	\$575.00
		NEEDS ROUGH		VALVEKIT01		\$200.00	\$200.00
		1/2" THERMO SHOWER SET WITH SLIDE BAR		84KIT02		\$835.00	\$1,165.00
		- 1/2" THERMO TRIM W/ VOLUME CONTROL		8469000	1	\$435.00	\$635.00
		- SLIDE BAR KIT		8412900	1	\$400.00	\$530.00
		NEEDS ROUGH		VALVEKIT02		\$200.00	\$200.00
		1/2" THERMO TRIM TUB AND SHOWER SET		84KIT03		\$1,180.00	\$1,610.00
		- 1/2" THERMO TRIM W/ DIVERTER AND VOLUME CONTROL		8469100	1	\$485.00	\$685.00
		- COMPLETE SHOWER HEAD AND SHOWER ARM		8475000	1	\$420.00	\$575.00
		- BATH SPOUT		8443000	1	\$275.00	\$350.00
		NEEDS ROUGH		VALVEKIT03		\$200.00	\$200.00
		1/2" THERMO SHOWER SET WITH SLIDE BAR AND SHOWER HEAD		84KIT04		\$1,305.00	\$1,790.00
		- 1/2" THERMO TRIM W/ DIVERTER AND VOLUME CONTROL		8469100	1	\$485.00	\$685.00
		- COMPLETE SHOWER HEAD AND SHOWER ARM		8475000	1	\$420.00	\$575.00
		- SLIDE BAR KIT		8412900	1	\$400.00	\$530.00
		NEEDS ROUGH		VALVEKIT04		\$200.00	\$200.00
		3/4" THERMO SHOWER SET WITH SLIDE BAR, SHOWER HEAD AND 3 BODY JETS		84KIT05		\$2,050.00	\$2,925.00
		- 3/4" THERMO TRIM		8471100	1	\$360.00	\$560.00
		- 3/4" VOLUME CONTROL		8440200	3	\$165.00	\$245.00
		- COMPLETE SHOWER HEAD AND SHOWER ARM		8475000	1	\$420.00	\$575.00
		- SLIDE BAR KIT		8412900	1	\$400.00	\$530.00
		- BODY SPRAY		8472100	3	\$125.00	\$175.00
		NEEDS ROUGH		VALVEKIT05		\$600.00	\$600.00


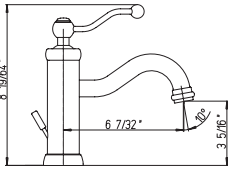




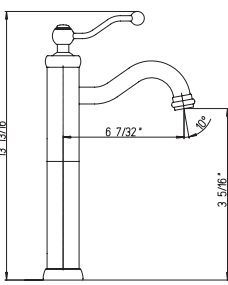




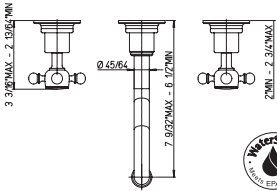



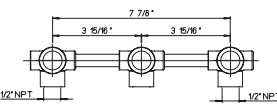

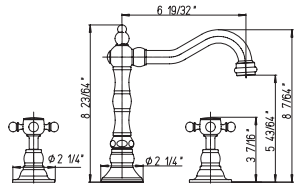



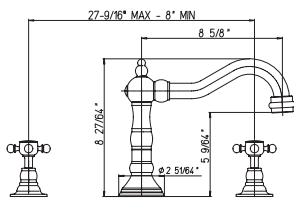
product image	product dimensions	description	model #	c. qty	PC	BN
		¾" THERMO SHOWER SET WITH SLIDE BAR, SHOWER HEAD AND BATH SPOUT	84KIT06		\$1,950.00	\$2,750.00
		- ¾" THERMO TRIM	8471100	1	\$360.00	\$560.00
		- ¾" VOLUME CONTROL	8440200	3	\$165.00	\$245.00
		- COMPLETE SHOWER HEAD AND SHOWER ARM	8475000	1	\$420.00	\$575.00
		- SLIDE BAR KIT	8412900	1	\$400.00	\$530.00
		- BATH SPOUT	8443000	1	\$275.00	\$350.00
NEEDS ROUGH		VALVEKIT06		\$600.00	\$600.00	
		¾" THERMO SHOWER SET WITH SHOWER HEAD AND 4 BODY JETS	84KIT07		\$1,775.00	\$2,570.00
		- ¾" THERMO TRIM	8471100	1	\$360.00	\$560.00
		- ¾" VOLUME CONTROL	8440200	3	\$165.00	\$245.00
		- COMPLETE SHOWER HEAD AND SHOWER ARM	8475000	1	\$420.00	\$575.00
		- BODY SPRAY	8472100	4	\$125.00	\$175.00
		NEEDS ROUGH		VALVEKIT07		\$600.00
		¾" THERMO SHOWER SET WITH 2 THERMO TRIMS, 1 CEILING RAIN SHOWER, 2 HANDSHOWERS, AND 6 BODY JETS	84KIT08		\$3,195.00	\$4,710.00
		- ¾" THERMO TRIM	8471100	2	\$360.00	\$560.00
		- ¾" VOLUME CONTROL	8440200	5	\$165.00	\$245.00
		- SHOWER HEAD	8475900	1	\$330.00	\$450.00
		- BODY SPRAY	8472100	6	\$125.00	\$175.00
		- 12" CEILING SHOWER ARM	5074412	1	\$90.00	\$125.00
- HANDHELD AND OVAL HANDSHOWER	8413100	2	\$240.00	\$370.00		
NEEDS ROUGH		VALVEKIT08		\$1,100.00	\$1,100.00	
		½" THERMO SHOWER SET WITH SLIDE BAR, SHOWER HEAD AND 2 BODY JETS	84KIT09		\$1,710.00	\$2,375.00
		- ½" THERMO TRIM W/ VOLUME CONTROL	8469000	1	\$435.00	\$635.00
		- 3 WAY DIVERTER TRIM	8442500	1	\$205.00	\$285.00
		- SLIDE BAR KIT	8412900	1	\$400.00	\$530.00
		- BODY SPRAY	8472100	2	\$125.00	\$175.00
		- COMPLETE SHOWER HEAD AND SHOWER ARM	8475000	1	\$420.00	\$575.00
NEEDS ROUGH		VALVEKIT09		\$375.00	\$375.00	
		½" THERMO SHOWER SET WITH SLIDE BAR, SHOWER HEAD, 2 BODY JETS AND BATH SPOUT	84KIT10		\$2,150.00	\$2,970.00
		- ½" THERMO TRIM W/ VOLUME CONTROL	8469000	1	\$435.00	\$635.00
		- 3 WAY DIVERTER TRIM	8442500	1	\$205.00	\$285.00
		- SLIDE BAR KIT	8412900	1	\$400.00	\$530.00
		- BODY SPRAY	8472100	2	\$125.00	\$175.00
		- COMPLETE SHOWER HEAD AND SHOWER ARM	8475000	1	\$420.00	\$575.00
- VOLUME CONTROL	8440200	1	\$165.00	\$245.00		
- BATH SPOUT	8443000	1	\$275.00	\$350.00		
NEEDS ROUGH		VALVEKIT10		\$460.00	\$460.00	


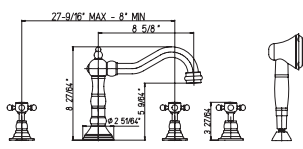

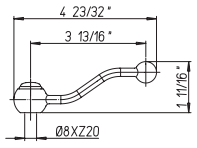


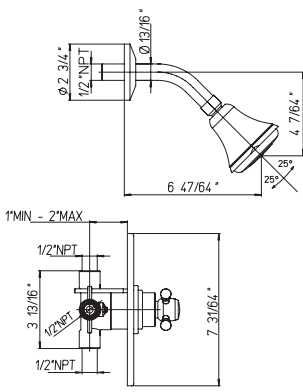

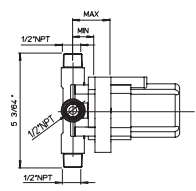
product image	product dimensions	description	model #	c. qty	PC	BN
24" TOWEL BAR						
Includes mounting hardware						
			8400500	n/a	\$165.00	\$225.00
18" TOWEL BAR						
Includes mounting hardware						
			8400400	n/a	\$155.00	\$210.00
TOWEL RING						
Includes mounting hardware						
			8407100	n/a	\$125.00	\$175.00
ROBE HOOK						
Includes mounting hardware						
			8401100	n/a	\$75.00	\$125.00
PAPER HOLDER						
Includes mounting hardware						
			8405100	n/a	\$125.00	\$175.00


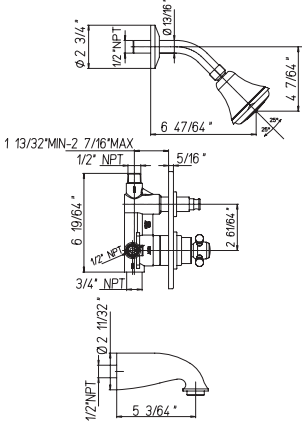

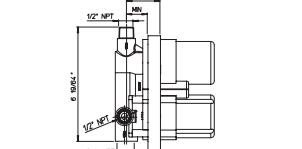

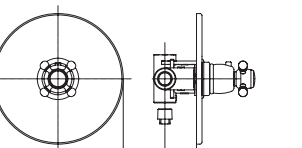

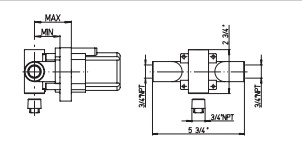



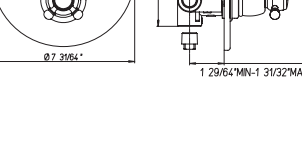

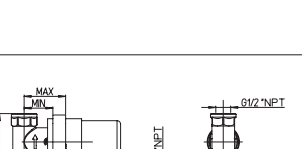



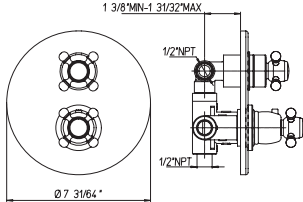


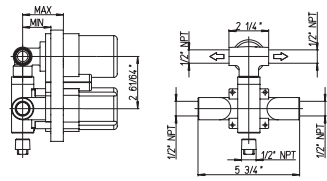

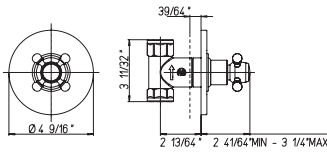


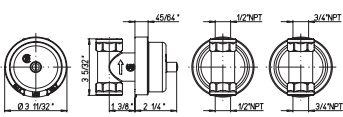

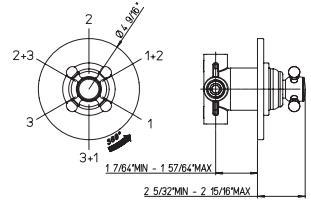


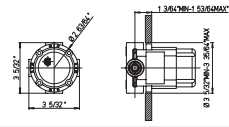

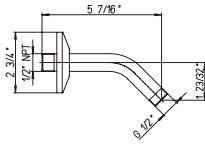
FORTISTM
PURO DESIGN ITALIANO


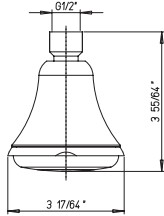

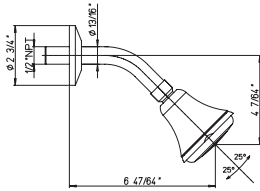

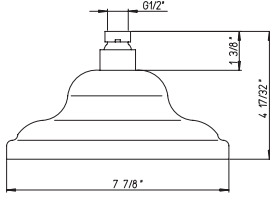

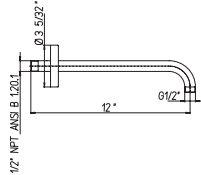

CAFFÈ COLLECTION

product image	product dimensions	description	model #	c. qty	PC	BN / PN / TB
		SINGLE CONTROL LAVATORY - Ceramic Disc Valving - Metal Lever Handle - Metal Pop-up Assembly Flow Rate: 1.5 GPM @ 60 PSI (30% Water Savings) AB1953/S152 Compliant	8821100	4	\$495.00	\$680.00
		  				
		SINGLE CONTROL VESSEL LAVATORY - Ceramic Disc Valving - Metal Lever Handle - Less Drain Assembly Flow Rate: 1.5 GPM @ 60 PSI (30% Water Savings) AB1953/S152 Compliant	8820500	4	\$675.00	\$860.00
		  				
		8" WALL MOUNTED LAVATORY - Ceramic Disc Valving - Metal Lever Handles - Less Drain Assembly, Push Popup Sold Separately - Metal and White Indices Flow Rate: 1.5 GPM @ 60 PSI (30% Water Savings) AB1953/S152 Compliant	8820700	4	\$535.00	\$695.00
		 				
		NEEDS ROUGH Wallmount Lav in-Wall Valve	VALVE207	4	\$175.00	\$175.00
		8" WIDESPREAD LAVATORY - Ceramic Disc Valving - Metal Cross Handles - Swivel Spout - Metal Pop-up Assembly - Metal and White Indices Flow Rate: 1.5 GPM (30% Water Savings) AB1953/S152 Compliant	8821400	4	\$650.00	\$850.00
		 				
		3-HOLE ROMAN TUB KIT Includes: - Trim Kit featuring - Metal Lever Handles - 3/4" quarter turn Ceramic Disc Valves - Metal and White Indices Flow Rate: 11.7 GPM @ 45 PSI	8810200	4	\$870.00	\$1,080.00

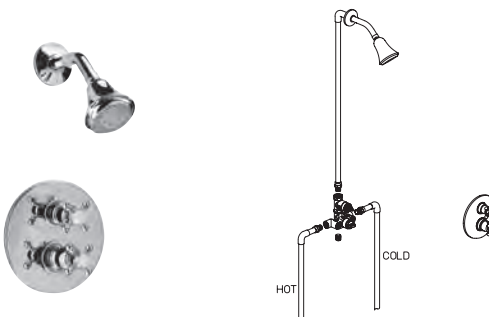
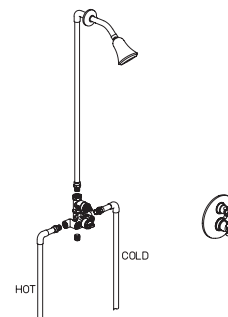
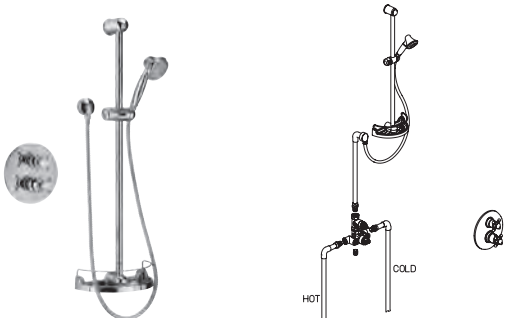
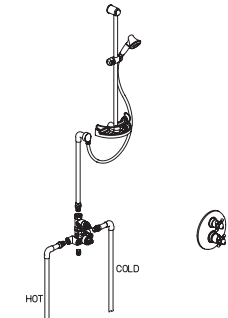
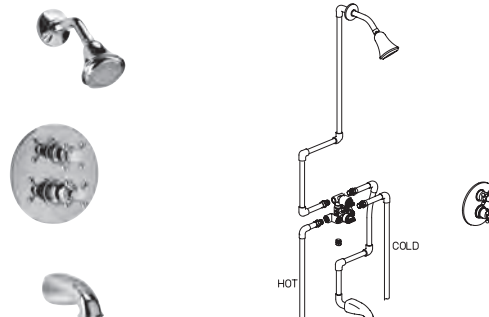
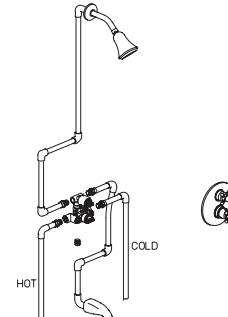
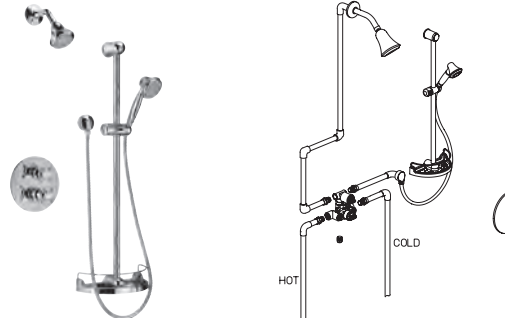
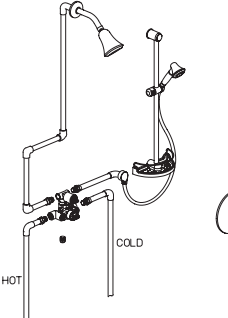
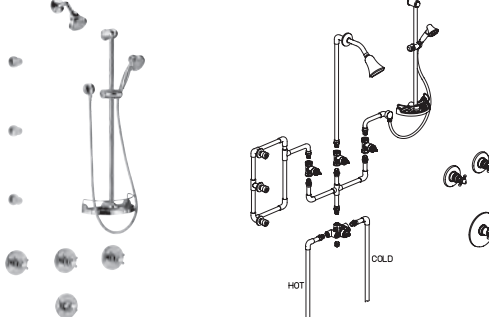
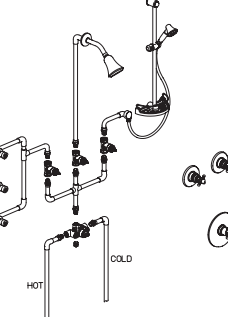
product image	product dimensions	description	model #	c. qty	PC	BN / PN / TB
5-HOLE ROMAN TUB KIT						
		Includes: - Complete Valve & Trim Kit - Matching Handshower - Diverter Valve & Trim Kit - 3/4" Connections - Metal and White Indices - Diverter includes Check Valve for Backflow Prevention	8810900	4	\$1,155.00	\$1,340.00
Flow Rate: 11.7 GPM @ 45 PSI						
LEVER HANDLE KIT Metal Lever Handles						
		Includes hot and cold indices Lever Kit for Widespread 8821400 and Roman Tub 8810200 - 8810900	8891000	n/a	\$65.00	\$90.00
						
PRESSURE BALANCE SHOWER SET						
		Includes: - Complete Trim Kit with Metal Lever Handle - Cartridge - Decorative 8" Raincan shower head - 12" shower arm and flange - Metal and White Indices	8869700	4	\$500.00	\$700.00
PRESSURE BALANCE VALVE TRIM ONLY						
		Includes: - Trim Kit with Metal Lever Handle - Cartridge - Metal and White Indices	8868700	4	\$315.00	\$445.00
NEEDS ROUGH						
		1/2" Pressure Balance Rough-in Valve Flows 5.0 GPM @ 60 PSI	VALVE697	4	\$150.00	\$150.00


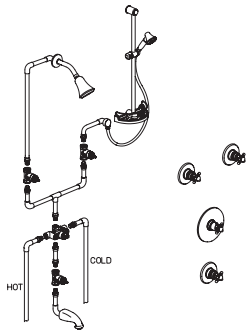

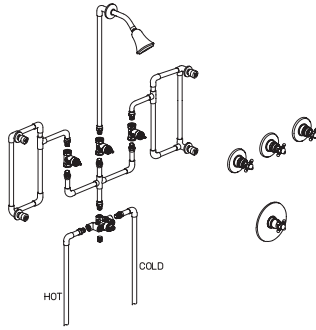

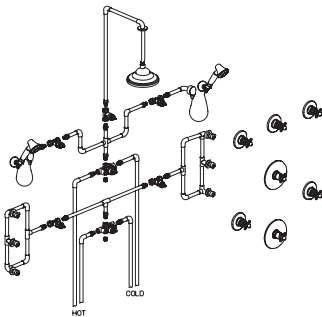

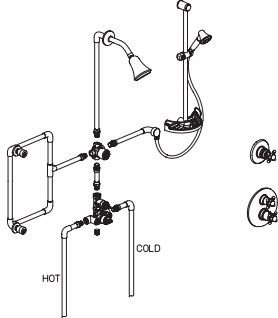

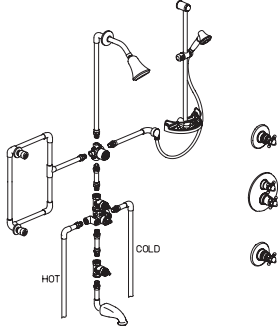
product image	product dimensions	description	model #	c. qty	PC	BN / PN / TB
		PRESSURE BALANCE TUB & SHOWER SET Includes: - Complete Trim Kit with Metal Lever Handle - Cartridge - Decorative 8" Raincan shower head - 12" shower arm and flange - Solid Brass Tub Spout - Metal and White Indices	8879700	4	\$600.00	\$800.00
		PRESSURE BALANCE VALVE TRIM WITH DIVERTER ONLY Includes: - Trim Kit with Metal Lever Handle - Cartridge - Metal and White Indices	8878700	4	\$420.00	\$540.00
		NEEDS ROUGH 1/2" Pressure Balance Rough-in Valve Flows 5.0 GPM @ 60 PSI	VALVE797	4	\$175.00	\$175.00
		3/4" THERMOSTATIC VALVE TRIM Includes: - Trim Kit with Metal Handle - Cartridge - Metal and White Indices	8871100	4	\$325.00	\$525.00
		NEEDS ROUGH 3/4" Thermostatic Valve Flows 9.6 GPM @ 60 PSI	VALVE711	4	\$300.00	\$300.00
		1/2" THERMOSTATIC TRIM WITH VOLUME CONTROL - Complete Trim Kit - Thermo Control Cartridge - Progressive Volume Control - Independent Temperature Control - Metal and White Indices - 1 Outlet	8869000	4	\$380.00	\$615.00
		NEEDS ROUGH 1/2" Thermostatic Valve Flows 7.1 GPM @ 60 PSI	VALVE690	4	\$200.00	\$200.00


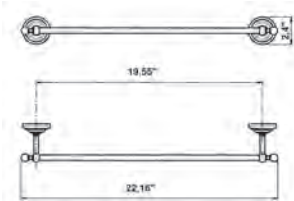

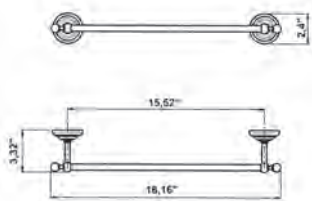

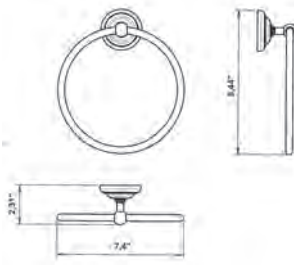

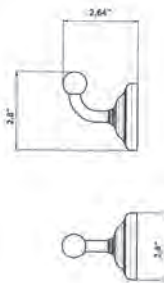

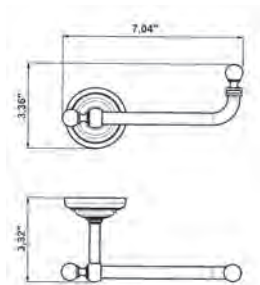
product image	product dimensions	description	model #	c. qty	PC	BN / PN / TB
		1/2" THERMOSTATIC TRIM WITH DIVERTER AND VOLUME CONTROL <ul style="list-style-type: none"> - Complete Trim Kit - Thermo Control Cartridge - 2 Way Diverter Trim with Progressive Volume Control - Independent Temperature Control - Metal and White Indices - 2 Outlets 	8869100	4	\$435.00	\$635.00
						
		NEEDS ROUGH 1/2" Thermostatic Valve Flows 5.5 GPM @ 60 PSI	VALVE691	4	\$200.00	\$200.00
		VOLUME CONTROL TRIM <ul style="list-style-type: none"> - Ceramic Disc Cartridge - For use with 1/2" and 3/4" - Metal and White Indices 	8840200	4	\$165.00	\$245.00
						
		NEEDS ROUGH 1/2" Volume Control Flows 12.5 GPM @ 60 PSI	VALVE400	4	\$85.00	\$85.00
		3/4" Volume Control Flows 15.0 GPM @ 60 PSI	VALVE402	4	\$100.00	\$100.00
		4-PORT, 3 WAY DIVERTER VALVE TRIM <ul style="list-style-type: none"> - Complete Trim Kit - Ceramic Disc Cartridge - Metal Handle - Metal and White Indices 1 inlet 3 outlets 1/2" connection	8842500	4	\$195.00	\$275.00
						
		NEEDS ROUGH 1/2" Diverter Rough-in Valve Flows 9.7 GPM @ 60 PSI	VALVE425	4	\$175.00	\$175.00
		6" SHOWER ARM 1/2" male NPT Round flange 6" - 45°	8874545	n/a	\$90.00	\$125.00

product image	product dimensions	description	model #	c. qty	PC	BN / PN / TB
		3-FUNCTION SHOWER HEAD Round Design 1/2" NPT Connections 2.5 GPM @ 80 PSI MAX Spray functions: - Full Spray - Aerated Spray - Massage Spray	8875900	n/a	\$110.00	\$165.00
		3-FUNCTION SHOWER HEAD KIT Includes: - 3 Function Showerhead - 12" Shower Arm with Flange - 1/2" NPT Connections 2.5 GPM @ 80 PSI MAX	8875000	n/a	\$195.00	\$265.00
		8" RAINCAN SHOWER HEAD Traditional Design 1/2" NPT Connections 2.5 GPM @ 80 PSI MAX	88759JU	n/a	\$315.00	\$415.00
		12" SHOWER ARM 1/2" male NPT Round flange	5074500	n/a	\$80.00	\$115.00
		TUB SPOUT Wall Mount 1/2" NPT Connection	8843000	n/a	\$145.00	\$190.00

product image	product dimensions	description	model #	c. qty	PC	BN / PN / TB
		WALL MOUNT HANDSHOWER SET Includes: - 3-Function Handshower - Wall Mount Bracket & Supply Elbow - 78" flexi hose 2.5 GPM @ 80 PSI MAX	8813100	n/a	\$265.00	\$420.00
		ADJUSTABLE SLIDE BAR HANDSHOWER SET Includes: - 3-Function Handshower - 24" Slide Bar with Adjustable Bracket - Supply Elbow - 78" Flexi Hose 2.5 GPM @ 80 PSI MAX	8812400	n/a	\$355.00	\$535.00
		BODY SPRAY - Directional Body Spray - 30° Rotation - 1/2" Female NPT Connection 2.5 GPM @ 80 PSI MAX	8872100	n/a	\$85.00	\$125.00
		PUSH DOWN POP UP WASTE 5094500	n/a	\$115.00	\$140.00	
		4" DECK PLATE For Single Hole Lavatory Faucet 5096200	n/a	\$30.00	\$35.00	

product image	product dimensions	description		model #	c. qty	PC	BN / PN / TB
		1/2" THERMO SHOWER SET		88KIT01		\$575.00	\$880.00
		- 1/2" THERMO TRIM W/ VOLUME CONTROL		8869000	1	\$380.00	\$615.00
		- COMPLETE SHOWER HEAD AND SHOWER ARM		8875000	1	\$195.00	\$265.00
		NEEDS ROUGH		VALVEKIT01		\$200.00	\$200.00
		1/2" THERMO SHOWER SET WITH SLIDE BAR		88KIT02		\$735.00	\$1,150.00
		- 1/2" THERMO TRIM W/ VOLUME CONTROL		8869000	1	\$380.00	\$615.00
		- SLIDE BAR KIT		8812400	1	\$355.00	\$535.00
		NEEDS ROUGH		VALVEKIT02		\$200.00	\$200.00
		1/2" THERMO TRIM TUB AND SHOWER SET		88KIT03		\$775.00	\$1,090.00
		- 1/2" THERMO TRIM W/ DIVERTER AND VOLUME CONTROL		8869100	1	\$435.00	\$635.00
		- COMPLETE SHOWER HEAD AND SHOWER ARM		8875000	1	\$195.00	\$265.00
		- BATH SPOUT		8843000	1	\$145.00	\$190.00
		NEEDS ROUGH		VALVEKIT03		\$200.00	\$200.00
		1/2" THERMO SHOWER SET WITH SLIDE BAR AND SHOWER HEAD		88KIT04		\$985.00	\$1,435.00
		- 1/2" THERMO TRIM W/ DIVERTER AND VOLUME CONTROL		8869100	1	\$435.00	\$635.00
		- COMPLETE SHOWER HEAD AND SHOWER ARM		8875000	1	\$195.00	\$265.00
		- SLIDE BAR KIT		8812400	1	\$355.00	\$535.00
		NEEDS ROUGH		VALVEKIT04		\$200.00	\$200.00
		3/4" THERMO SHOWER SET WITH SLIDE BAR, SHOWER HEAD AND 3 BODY JETS		88KIT05		\$1,625.00	\$2,435.00
		- 3/4" THERMO TRIM		8871100	1	\$325.00	\$525.00
		- 3/4" VOLUME CONTROL		8840200	3	\$165.00	\$245.00
		- COMPLETE SHOWER HEAD AND SHOWER ARM		8875000	1	\$195.00	\$265.00
		- SLIDE BAR KIT		8812400	1	\$355.00	\$535.00
		- BODY SPRAY		8872100	3	\$85.00	\$125.00
		NEEDS ROUGH		VALVEKIT05		\$600.00	\$600.00

product image	product dimensions	description	model #	c. qty	PC	BN / PN / TB
		¾" THERMO SHOWER SET WITH SLIDE BAR, SHOWER HEAD AND BATH SPOUT - ¾" THERMO TRIM - ¾" VOLUME CONTROL - COMPLETE SHOWER HEAD AND SHOWER ARM - SLIDE BAR KIT - BATH SPOUT	88KIT06		\$1,515.00	\$2,250.00
		- ¾" THERMO TRIM 8871100 1 \$325.00 \$525.00 - ¾" VOLUME CONTROL 8840200 3 \$165.00 \$245.00 - COMPLETE SHOWER HEAD AND SHOWER ARM 8875000 1 \$195.00 \$265.00 - SLIDE BAR KIT 8812400 1 \$355.00 \$535.00 - BATH SPOUT 8843000 1 \$145.00 \$190.00				
		NEEDS ROUGH	VALVEKIT06		\$600.00	\$600.00
		¾" THERMO SHOWER SET WITH SHOWER HEAD AND 4 BODY JETS - ¾" THERMO TRIM - ¾" VOLUME CONTROL - COMPLETE SHOWER HEAD AND SHOWER ARM - BODY SPRAY	88KIT07		\$1,355.00	\$2,025.00
		- ¾" THERMO TRIM 8871100 1 \$325.00 \$525.00 - ¾" VOLUME CONTROL 8840200 3 \$165.00 \$245.00 - COMPLETE SHOWER HEAD AND SHOWER ARM 8875000 1 \$195.00 \$265.00 - BODY SPRAY 8872100 4 \$85.00 \$125.00				
		NEEDS ROUGH	VALVEKIT07		\$600.00	\$600.00
		¾" THERMO SHOWER SET WITH 2 THERMO TRIMS, 1 CEILING RAIN SHOWER, 2 HANDSHOWERS, AND 6 BODY JETS - ¾" THERMO TRIM - ¾" VOLUME CONTROL - SHOWER HEAD - BODY SPRAY - 12" CEILING SHOWER ARM - HANDHELD AND OVAL HANDSHOWER	88KIT08		\$2,920.00	\$4,405.00
		- ¾" THERMO TRIM 8871100 2 \$325.00 \$525.00 - ¾" VOLUME CONTROL 8840200 5 \$165.00 \$245.00 - SHOWER HEAD 88759JU 1 \$315.00 \$415.00 - BODY SPRAY 8872100 6 \$85.00 \$125.00 - 12" CEILING SHOWER ARM 5074412 1 \$90.00 \$125.00 - HANDHELD AND OVAL HANDSHOWER 8813100 2 \$265.00 \$420.00				
		NEEDS ROUGH	VALVEKIT08		\$1,100.00	\$1,100.00
		½" THERMO SHOWER SET WITH SLIDE BAR, SHOWER HEAD AND 2 BODY JETS - ½" THERMO TRIM W/ VOLUME CONTROL - 3 WAY DIVERTER TRIM - SLIDE BAR KIT - BODY SPRAY - COMPLETE SHOWER HEAD AND SHOWER ARM	88KIT09		\$1,295.00	\$1,940.00
		- ½" THERMO TRIM W/ VOLUME CONTROL 8869000 1 \$380.00 \$615.00 - 3 WAY DIVERTER TRIM 8842500 1 \$195.00 \$275.00 - SLIDE BAR KIT 8812400 1 \$355.00 \$535.00 - BODY SPRAY 8872100 2 \$85.00 \$125.00 - COMPLETE SHOWER HEAD AND SHOWER ARM 8875000 1 \$195.00 \$265.00				
		NEEDS ROUGH	VALVEKIT09		\$375.00	\$375.00
		½" THERMO SHOWER SET WITH SLIDE BAR, SHOWER HEAD, 2 BODY JETS AND BATH SPOUT - ½" THERMO TRIM W/ VOLUME CONTROL - 3 WAY DIVERTER TRIM - SLIDE BAR KIT - BODY SPRAY - COMPLETE SHOWER HEAD AND SHOWER ARM - VOLUME CONTROL - BATH SPOUT	88KIT10		\$1,605.00	\$2,375.00
		- ½" THERMO TRIM W/ VOLUME CONTROL 8869000 1 \$380.00 \$615.00 - 3 WAY DIVERTER TRIM 8842500 1 \$195.00 \$275.00 - SLIDE BAR KIT 8812400 1 \$355.00 \$535.00 - BODY SPRAY 8872100 2 \$85.00 \$125.00 - COMPLETE SHOWER HEAD AND SHOWER ARM 8875000 1 \$195.00 \$265.00 - VOLUME CONTROL 8840200 1 \$165.00 \$245.00 - BATH SPOUT 8843000 1 \$145.00 \$190.00				
		NEEDS ROUGH	VALVEKIT10		\$460.00	\$460.00


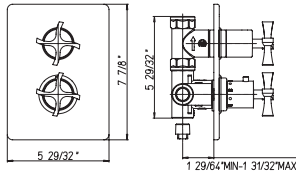

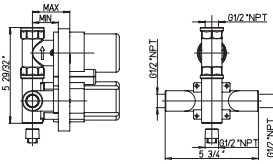

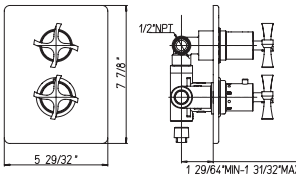

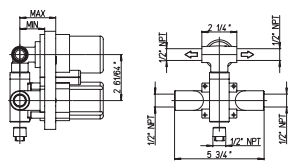

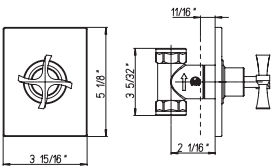

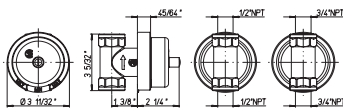

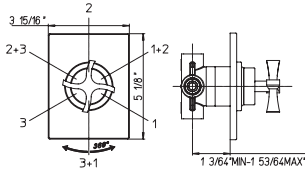

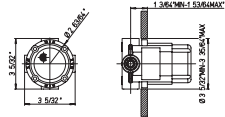
product image	product dimensions	description	model #	c. qty	PC	BN / PN / TB
24" TOWEL BAR						
		Includes mounting hardware				
			8800500	n/a	\$165.00	\$215.00
18" TOWEL BAR						
		Includes mounting hardware				
			8800400	n/a	\$160.00	\$205.00
TOWEL RING						
		Includes mounting hardware				
			8807100	n/a	\$100.00	\$130.00
ROBE HOOK						
		Includes mounting hardware				
			8801100	n/a	\$85.00	\$110.00
PAPER HOLDER						
		Includes mounting hardware				
			8805100	n/a	\$150.00	\$185.00



FORTISTM
PURO DESIGN ITALIANO


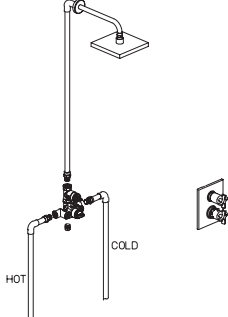

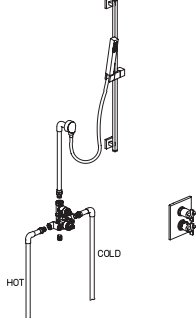

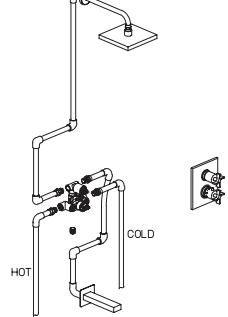

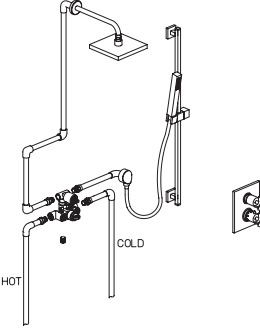

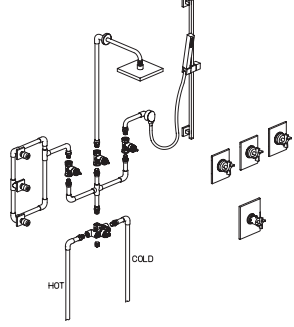
SIENA COLLECTION


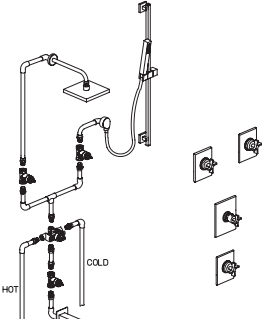

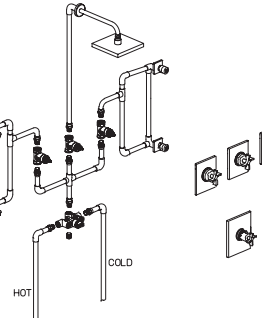

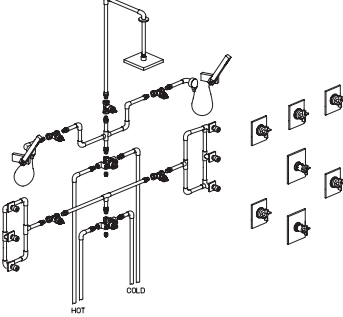

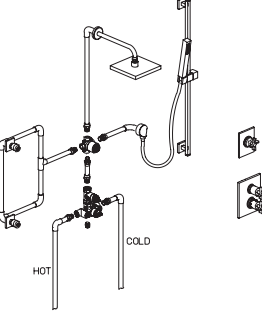

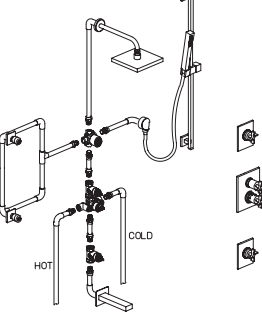
product image	product dimensions	description	model #	c. qty	PC	BN
		TWO HANDLE, SINGLE POST LAVATORY Ceramic Disc Valving Metal Handle Includes Metal Pop-up Assembly Flow Rate: 1.5 GPM @ 60 PSI (30% Water Savings) AB1953/S152 Compliant	8525000	4	\$570.00	\$675.00
		8" WIDESPREAD LAVATORY Ceramic Disc Valving Metal Handles Cross Metal Pop-up Assembly Flow Rate: 1.5 GPM (30% Water Savings) AB1953/S152 Compliant	8521400	4	\$650.00	\$875.00
		3-HOLE ROMAN TUB KIT Includes: - Trim Kit featuring - Metal Handles Cross - 3/4" Quarter Turn Ceramic Disc Valves Flow Rate: 6 GPM @ 45 PSI	8510200	4	\$735.00	\$945.00
		5-HOLE ROMAN TUB KIT Includes: - Complete Roman Tub Trim & Valve Kit - Matching Handshower - Diverter Valve & Trim Kit - 3/4" Connections - Diverter Includes Check Valve for Backflow Prevention Flow Rate: 6 GPM @ 45 PSI	8510900	4	\$1,050.00	\$1,260.00
		3/4" THERMOSTATIC VALVE TRIM Includes: - Trim Kit with Metal Handle - Cartridge	8571100	4	\$385.00	\$585.00
		NEEDS ROUGH 3/4" Thermostatic Valve Flows 9.6 GPM @ 60 PSI	VALVE711	4	\$300.00	\$300.00

product image	product dimensions	description	model #	c. qty	PC	BN
		1/2" THERMOSTATIC TRIM WITH VOLUME CONTROL <ul style="list-style-type: none"> - Complete Trim Kit - Thermo Control Cartridge - Progressive Volume Control - Independent Temperature Control 	8569000	4	\$435.00	\$635.00
		NEEDS ROUGH 1/2" Thermostatic Valve Flows 7.1 GPM @ 60 PSI	VALVE690	4	\$200.00	\$200.00
		1/2" THERMOSTATIC TRIM WITH DIVERTER AND VOLUME CONTROL <ul style="list-style-type: none"> - Complete Trim Kit - Thermo Control Cartridge - 2 Way Diverter Trim with Progressive Volume Control - Independent Temperature Control 	8569100	4	\$498.00	\$675.00
		NEEDS ROUGH 1/2" Thermostatic Valve Flows 5.5 GPM @ 60 PSI	VALVE691	4	\$200.00	\$200.00
		VOLUME CONTROL TRIM <ul style="list-style-type: none"> - Complete Trim Kit - Ceramic Disc Cartridge - For use with 1/2" and 3/4" 	8540200	4	\$165.00	\$245.00
		NEEDS ROUGH 1/2" Volume Control Flows 12.5 GPM @ 60 PSI 3/4" Volume Control Flows 15.0 GPM @ 60 PSI	VALVE400 VALVE402	4 4	\$85.00 \$100.00	\$85.00 \$100.00
		4-PORT, 3 WAY DIVERTER VALVE TRIM <ul style="list-style-type: none"> - Complete Trim Kit - Ceramic Disc Cartridge 1 inlet 3 outlets 1/2" connection	8542500	4	\$205.00	\$285.00
		NEEDS ROUGH 1/2" Diverter Rough-in Valve Flows 9.7 GPM @ 60 PSI	VALVE425	4	\$175.00	\$175.00

product image	product dimensions	description	model #	c. qty	PC	BN
		12" SHOWER ARM				
		1/2" male NPT Round flange	5074500	n/a	\$80.00	\$115.00
		8" RAINCAN SHOWER HEAD Square Design				
		1/2" NPT Connections 2.5 GPM @ 80 PSI MAX	8475900	n/a	\$330.00	\$450.00
		8" SQUARE RAINCAN SHOWER HEAD KIT				
		Includes: - 8" Square Raincan Shower head - 12" Shower Arm with Flange - 1/2" NPT Connections 2.5 GPM @ 80 PSI MAX	8475000	n/a	\$420.00	\$575.00
		16" SQUARE RAINCAN SHOWER HEAD Jumbo Design				
		1/2" NPT Connections 2.5 GPM @ 80 PSI MAX	84759JU	n/a	\$1,680.00	-
		WALL MOUNT HANDSHOWER SET				
		Includes: - Decorative Handshower - Wall Mount Bracket & Supply Elbow - 78" flexi hose 2.5 GPM @ 80 PSI MAX	8413100	n/a	\$240.00	\$370.00

product image	product dimensions	description	model #	c. qty	PC	BN
		TUB SPOUT Wall Mount				
		½" NPT Connection	8443000	n/a	\$275.00	\$350.00
		ADJUSTABLE SLIDE BAR HANDSHOWER SET				
		Includes: - Decorative Handshower - 24" Slide Bar with - Adjustable Bracket - Supply Elbow - 78" Flexi Hose 2.5 GPM @ 80 PSI MAX	8412900	n/a	\$400.00	\$530.00
		BODY SPRAY				
		- Directional Body Spray - 30° Rotation - ½" Female NPT Connection 2.5 GPM @ 80 PSI MAX	8472100	n/a	\$125.00	\$175.00
		PUSH DOWN POP UP WASTE				
			5094500	n/a	\$115.00	\$140.00
		4" DECK PLATE				
		For Single Hole Lavatory Faucet	5096200	n/a	\$30.00	\$35.00

product image	product dimensions	description		model #	c. qty	PC	BN
		1/2" THERMO SHOWER SET		85KIT01		\$855.00	\$1,210.00
		- 1/2" THERMO TRIM W/VOLUME CONTROL		8569000	1	\$435.00	\$635.00
		- COMPLETE SHOWER HEAD AND SHOWER ARM		8475000	1	\$420.00	\$575.00
		NEEDS ROUGH		VALVEKIT01		\$200.00	\$200.00
		1/2" THERMO SHOWER SET WITH SLIDE BAR		85KIT02		\$835.00	\$1,165.00
		- 1/2" THERMO TRIM W/VOLUME CONTROL		8569000	1	\$435.00	\$635.00
		- SLIDE BAR KIT		8412900	1	\$400.00	\$530.00
		NEEDS ROUGH		VALVEKIT02		\$200.00	\$200.00
		1/2" THERMO TRIM TUB AND SHOWER SET		85KIT03		\$1,193.00	\$1,600.00
		- 1/2" THERMO TRIM W/DIVERTER AND VOLUME CONTROL		8569100	1	\$498.00	\$675.00
		- COMPLETE SHOWER HEAD AND SHOWER ARM		8475000	1	\$420.00	\$575.00
		- BATH SPOUT		8443000	1	\$275.00	\$350.00
		NEEDS ROUGH		VALVEKIT03		\$200.00	\$200.00
		1/2" THERMO SHOWER SET WITH SLIDE BAR AND SHOWER HEAD		85KIT04		\$1,318.00	\$1,780.00
		- 1/2" THERMO TRIM W/DIVERTER AND VOLUME CONTROL		8569100	1	\$498.00	\$675.00
		- COMPLETE SHOWER HEAD AND SHOWER ARM		8475000	1	\$420.00	\$575.00
		- SLIDE BAR KIT		8412900	1	\$400.00	\$530.00
		NEEDS ROUGH		VALVEKIT04		\$200.00	\$200.00
		3/4" THERMO SHOWER SET WITH SLIDE BAR, SHOWER HEAD AND 3 BODY JETS		85KIT05		\$2,075.00	\$2,950.00
		- 3/4" THERMO TRIM		8571100	1	\$385.00	\$585.00
		- 3/4" VOLUME CONTROL		8540200	3	\$165.00	\$245.00
		- COMPLETE SHOWER HEAD AND SHOWER ARM		8475000	1	\$420.00	\$575.00
		- SLIDE BAR KIT		8412900	1	\$400.00	\$530.00
		- BODY SPRAY		8472100	3	\$125.00	\$175.00
		NEEDS ROUGH		VALVEKIT05		\$600.00	\$600.00


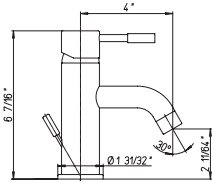




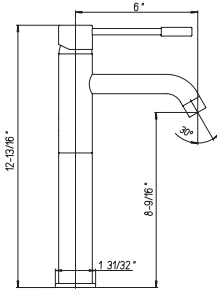




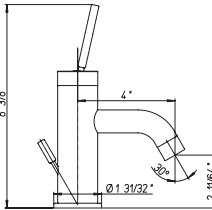




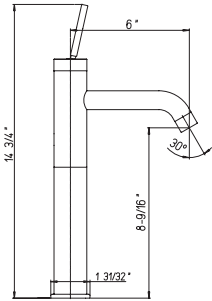




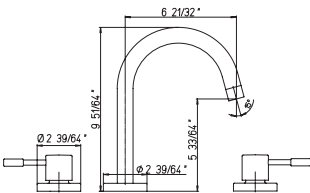



product image	product dimensions	description	model #	c. qty	PC	BN	
		¾" THERMO SHOWER SET WITH SLIDE BAR, SHOWER HEAD AND BATH SPOUT	85KIT06		\$1,975.00	\$2,775.00	
		- ¾" THERMO TRIM	8571100	1	\$385.00	\$585.00	
		- ¾" VOLUME CONTROL	8540200	3	\$165.00	\$245.00	
		- COMPLETE SHOWER HEAD AND SHOWER ARM	8475000	1	\$420.00	\$575.00	
		- SLIDE BAR KIT	8412900	1	\$400.00	\$530.00	
		- BATH SPOUT	8443000	1	\$275.00	\$350.00	
		NEEDS ROUGH		VALVEKIT06		\$600.00	\$600.00
		¾" THERMO SHOWER SET WITH SHOWER HEAD AND 4 BODY JETS	85KIT07		\$1,800.00	\$2,595.00	
		- ¾" THERMO TRIM	8571100	1	\$385.00	\$585.00	
		- ¾" VOLUME CONTROL	8540200	3	\$165.00	\$245.00	
		- COMPLETE SHOWER HEAD AND SHOWER ARM	8475000	1	\$420.00	\$575.00	
		- BODY SPRAY	8472100	4	\$125.00	\$175.00	
		NEEDS ROUGH		VALVEKIT07		\$600.00	\$600.00
				¾" THERMO SHOWER SET WITH 2 THERMO TRIMS, 1 CEILING RAIN SHOWER, 2 HANDSHOWERS, AND 6 BODY JETS	85KIT08		\$3,245.00
- ¾" THERMO TRIM	8571100			2	\$385.00	\$585.00	
- ¾" VOLUME CONTROL	8540200			5	\$165.00	\$245.00	
- SHOWER HEAD	8475900			1	\$330.00	\$450.00	
- BODY SPRAY	8472100			6	\$125.00	\$175.00	
- 12" CEILING SHOWER ARM	5074412			1	\$90.00	\$125.00	
- HANDHELD AND SQUARE HANDSHOWER	8413100			2	\$240.00	\$370.00	
NEEDS ROUGH		VALVEKIT08		\$1,100.00	\$1,100.00		
		½" THERMO SHOWER SET WITH SLIDE BAR, SHOWER HEAD AND 2 BODY JETS	85KIT09		\$1,710.00	\$2,375.00	
		- ½" THERMO TRIM W/ VOLUME CONTROL	8569000	1	\$435.00	\$635.00	
		- 3 WAY DIVERTER TRIM	8542500	1	\$205.00	\$285.00	
		- SLIDE BAR KIT	8412900	1	\$400.00	\$530.00	
		- BODY SPRAY	8472100	2	\$125.00	\$175.00	
		- COMPLETE SHOWER HEAD AND SHOWER ARM	8475000	1	\$420.00	\$575.00	
		NEEDS ROUGH		VALVEKIT09		\$375.00	\$375.00
		½" THERMO SHOWER SET WITH SLIDE BAR, SHOWER HEAD, 2 BODY JETS AND BATH SPOUT	85KIT10		\$2,150.00	\$2,970.00	
		- ½" THERMO TRIM W/ VOLUME CONTROL	8569000	1	\$435.00	\$635.00	
		- 3 WAY DIVERTER TRIM	8542500	1	\$205.00	\$285.00	
		- SLIDE BAR KIT	8412900	1	\$400.00	\$530.00	
		- BODY SPRAY	8472100	2	\$125.00	\$175.00	
		- COMPLETE SHOWER HEAD AND SHOWER ARM	8475000	1	\$420.00	\$575.00	
		- VOLUME CONTROL	8440200	1	\$165.00	\$245.00	
- BATH SPOUT	8443000	1	\$275.00	\$350.00			
NEEDS ROUGH		VALVEKIT10		\$460.00	\$460.00		


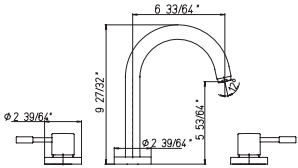


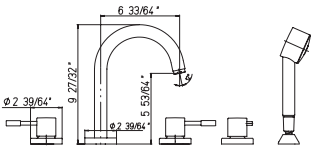

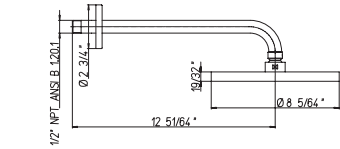

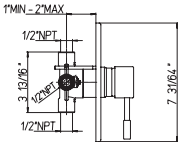

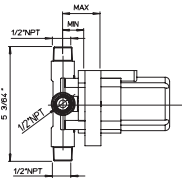
product image	product dimensions	description	model #	c. qty	PC	BN
24" TOWEL BAR						
Includes mounting hardware						
			8900500	n/a	\$170.00	\$235.00
18" TOWEL BAR						
Includes mounting hardware						
			8900400	n/a	\$160.00	\$225.00
TOWEL RING						
Includes mounting hardware						
			8907100	n/a	\$175.00	\$190.00
ROBE HOOK						
Includes mounting hardware						
			8901100	n/a	\$110.00	\$125.00
PAPER HOLDER						
Includes mounting hardware						
			8905100	n/a	\$150.00	\$205.00




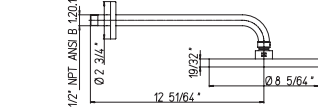
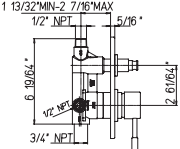
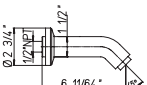

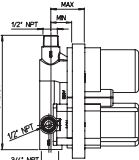


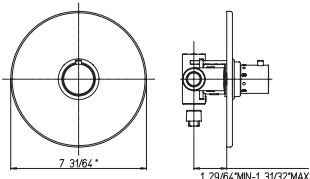
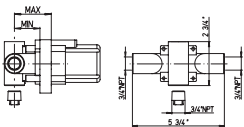

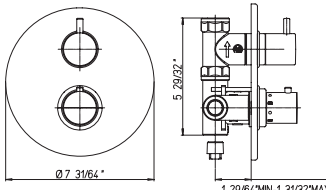

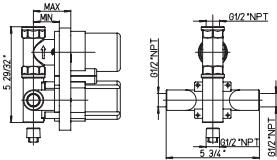



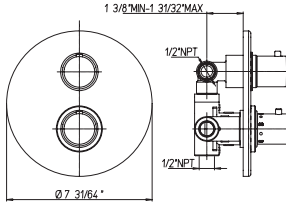

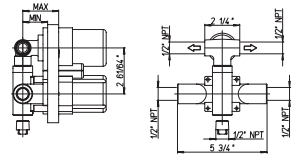

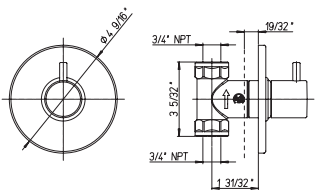

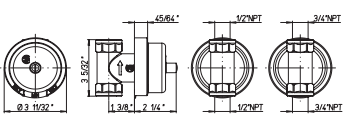

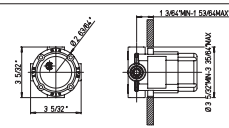

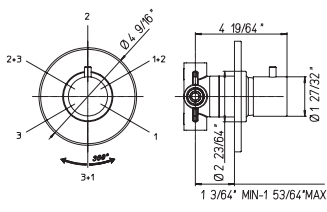

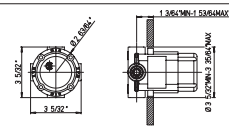

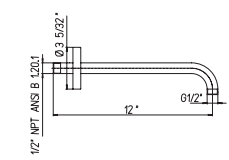
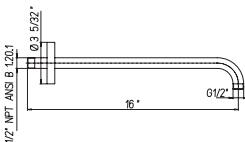
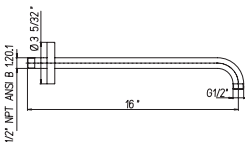
FORTISTM
PURO DESIGN ITALIANO


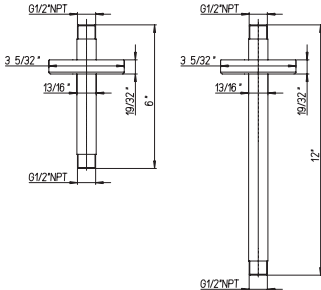

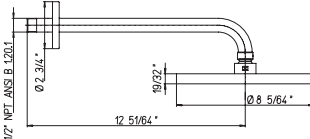

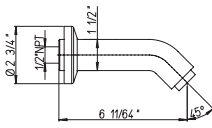
MILANO COLLECTION

product image	product dimensions	description	model #	c. qty	PC	BN
		SINGLE CONTROL LAVATORY Ceramic Disc Valving Metal Lever Handle Metal Pop-up Assembly Flow Rate: 1.5 GPM @ 60 PSI (30% Water Savings) AB1953/S152 Compliant	7821100	4	\$275.00	\$310.00
		  				
		SINGLE CONTROL VESSEL LAVATORY Ceramic Disc Valving Metal Lever Handle Less Drain Assembly Flow Rate: 1.5 GPM @ 60 PSI (30% Water Savings) AB1953/S152 Compliant	7820500	4	\$330.00	\$430.00
		  				
		SINGLE CONTROL JOYSTICK LAVATORY Ceramic Disc Valving Metal Joystick Handle Metal Pop-up Assembly Flow Rate: 1.5 GPM @ 60 PSI (30% Water Savings) AB1953/S152 Compliant	78211JS	4	\$320.00	\$375.00
		  				
		SINGLE CONTROL VESSEL LAVATORY, JOYSTICK Ceramic Disc Valving Metal Joystick Handle Less Drain Assembly Flow Rate: 1.5 GPM @ 60 PSI (30% Water Savings) AB1953/S152 Compliant	78205JS	4	\$430.00	\$530.00
		  				
		8" WIDESPREAD LAVATORY Ceramic Disc Valving Metal Lever Handles Metal Pop-up Assembly Flow Rate: 1.5 GPM @ 60 PSI (30% Water Savings) AB1953/S152 Compliant	7821400	4	\$510.00	\$735.00
		  				


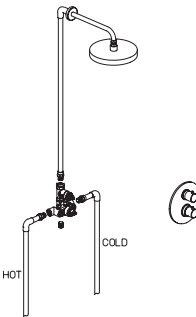

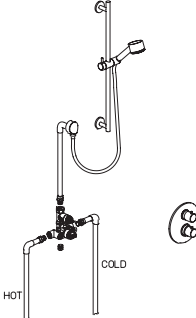

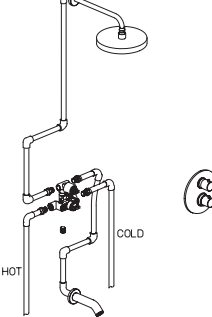

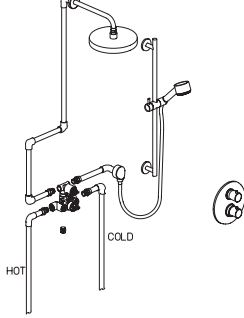

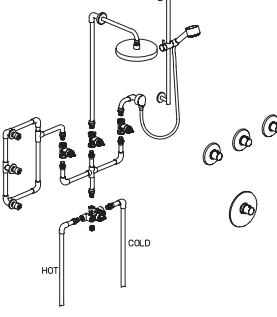
product image	product dimensions	description	model #	c. qty	PC	BN
3-HOLE ROMAN TUB KIT						
		Includes: - Trim Kit featuring - Metal Lever Handles - ¾" quarter turn Ceramic Disc Valves	7810200	4	\$685.00	\$895.00
Flow Rate: 9.0 GPM @ 45 PSI						
						
5-HOLE ROMAN TUB KIT						
		Includes: - Complete Roman Tub & Valve Kit - Matching Handshower - Diverter Valve & Trim Kit - ¾" Connections - Diverter includes Check Valve for Backflow Prevention	7810900	4	\$895.00	\$1,050.00
Flow Rate: 9.0 GPM @ 45 PSI						
PRESSURE BALANCE SHOWER SET						
		Includes: - Complete Trim Kit with Metal Lever Handle - Cartridge - Decorative 8" Raincan shower head - 12" shower arm and flange	7869700	4	\$405.00	\$565.00
						
						
PRESSURE BALANCE VALVE TRIM ONLY						
		Includes: - Trim Kit with Metal Lever Handle - Cartridge	7868700	4	\$180.00	\$240.00
NEEDS ROUGH						
		½" Pressure Balance Rough-in Valve Flows 5.0 GPM @ 60 PSI	VALVE697	4	\$150.00	\$150.00


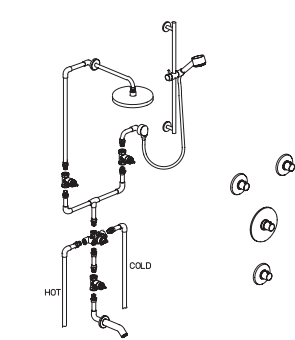

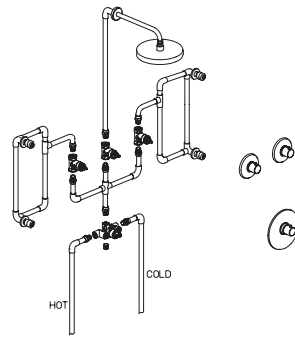

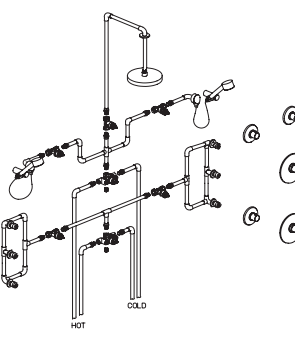

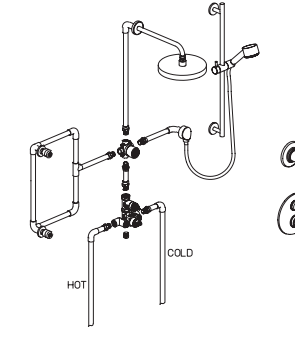

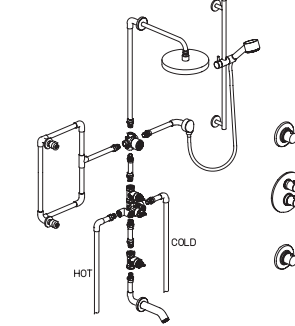
product image	product dimensions	description	model #	c. qty	PC	BN
  	  	PRESSURE BALANCE TUB & SHOWER SET Includes: - Complete Trim Kit with Metal Lever Handle - Cartridge - Decorative 8" Raincan shower head - 12" shower arm and flange - Solid Brass Tub Spout	7879700	4	\$550.00	\$700.00
		PRESSURE BALANCE VALVE TRIM WITH DIVERTER ONLY Includes: - Trim Kit with Metal Lever Handle - Cartridge	7878700	4	\$250.00	\$315.00
		NEEDS ROUGH 1/2" Pressure Balance Rough-in Valve Flows 5.0 GPM @ 60 PSI	VALVE797	4	\$175.00	\$175.00
 	 	3/4" THERMOSTATIC VALVE TRIM Includes: - Trim Kit with Metal Handle - Cartridge	7871100	4	\$300.00	\$500.00
		NEEDS ROUGH 3/4" Thermostatic Valve Flows 9.6 GPM @ 60 PSI	VALVE711	4	\$300.00	\$300.00
		1/2" THERMOSTATIC TRIM WITH VOLUME CONTROL - Complete Trim Kit - Thermo Control Cartridge - Progressive Volume Control - Independent Temperature Control - 1 Outlet	7869000	4	\$430.00	\$590.00
		NEEDS ROUGH 1/2" Thermostatic Valve Flows 7.1 GPM @ 60 PSI	VALVE690	4	\$200.00	\$200.00


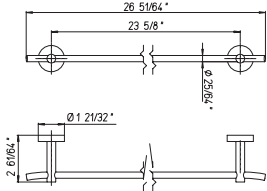

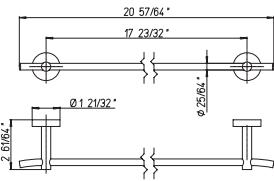

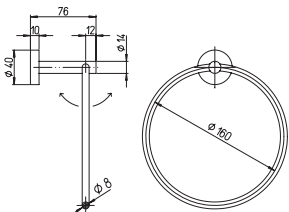

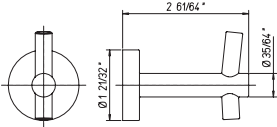

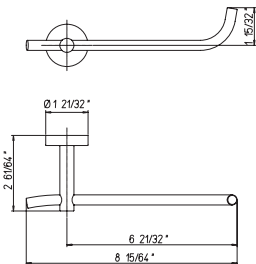
product image	product dimensions	description	model #	c. qty	PC	BN
		1/2" THERMOSTATIC TRIM WITH DIVERTER AND VOLUME CONTROL <ul style="list-style-type: none"> - Complete Trim Kit - Thermo Control Cartridge - 2 Way Diverter Trim with Progressive Volume Control - Independent Temperature Control - 2 Outlets 	7869100	4	\$510.00	\$640.00
		NEEDS ROUGH 1/2" Thermostatic Valve Flows 5.5 GPM @ 60 PSI	VALVE691	4	\$200.00	\$200.00
		VOLUME CONTROL TRIM <ul style="list-style-type: none"> - Complete Trim Kit - Ceramic Disc Cartridge - For use with 1/2" and 3/4" 	7840200	4	\$100.00	\$165.00
		NEEDS ROUGH 1/4" Volume Control Flows 12.5 GPM @ 60 PSI	VALVE400	4	\$85.00	\$85.00
		NEEDS ROUGH 3/4" Volume Control Flows 15.0 GPM @ 60 PSI	VALVE402	4	\$100.00	\$100.00
		4-PORT, 3 WAY DIVERTER VALVE TRIM <ul style="list-style-type: none"> - Complete Trim Kit - Ceramic Disc Cartridge - Metal Handle 1 inlet 3 outlets 1/2" connection	7842500	4	\$130.00	\$195.00
		NEEDS ROUGH 1/2" Diverter Rough-in Valve Flows 9.7 GPM @ 60 PSI	VALVE425	4	\$175.00	\$175.00
		12" SHOWER ARM 1/2" male NPT Round flange	5074500	n/a	\$80.00	\$115.00
		16" SHOWER ARM 1/2" male NPT Round flange	5074800	n/a	\$130.00	\$175.00

product image	product dimensions	description	model #	c. qty	PC	BN
		6" CEILING MOUNT SHOWER ARM 1/2" male NPT Round flange	5074406	n/a	\$80.00	\$105.00
		12" CEILING MOUNT SHOWER ARM 1/2" male NPT Round flange	5074412	n/a	\$90.00	\$125.00
		8" RAINCAN SHOWER HEAD Round Design 1/2" NPT Connections 2.5 GPM @ 80 PSI MAX	7875900	n/a	\$210.00	\$300.00
		8" RAINCAN SHOWERHEAD KIT Includes: - 8" Decorative Raincan Showerhead - 12" Shower Arm with Flange - 1/2" NPT Connections 2.5 GPM @ 80 PSI MAX	7875000	n/a	\$300.00	\$425.00
		WALLMOUNT HANDSHOWER SET Includes: - Decorative Handshower - Wall Mount Bracket - Supply Elbow - 78" flexi hose 2.5 GPM @ 80 PSI MAX	7813100	n/a	\$190.00	\$350.00
		TUB SPOUT Wall Mount 1/2" NPT Connection	7843000	n/a	\$130.00	\$180.00

product image	product dimensions	description	model #	c. qty	PC	BN
		TUB SPOUT WITH DIVERTER Wall Mount 1/2" NPT Connection	7843100	n/a	\$170.00	\$250.00
		ADJUSTABLE SLIDE BAR HANDSHOWER SET Includes: - Decorative Handshower - 24" Slide Bar with Adjustable Bracket - Wall Mount Bracket - Supply Elbow - 78" Flexi Hose	7812900	n/a	\$250.00	\$380.00
		BODY SPRAY - Directional Body Spray - 30° Rotation - 1/2" Female NPT Connection	7872100	n/a	\$85.00	\$125.00
		PUSH DOWN POP UP WASTE	5094500	n/a	\$115.00	\$140.00
		4" DECK PLATE For Single Hole Lavatory Faucet	5096200	n/a	\$30.00	\$35.00

product image	product dimensions	description		model #	c. qty	PC	BN
		1/2" THERMO SHOWER SET		78KIT01		\$730.00	\$1,015.00
		- 1/2" THERMO TRIM W/ VOLUME CONTROL		7869000	1	\$430.00	\$590.00
		- COMPLETE SHOWER HEAD AND SHOWER ARM		7875000	1	\$300.00	\$425.00
		NEEDS ROUGH		VALVEKIT01		\$200.00	\$200.00
		1/2" THERMO SHOWER SET WITH SLIDE BAR		78KIT02		\$680.00	\$970.00
		- 1/2" THERMO TRIM W/ VOLUME CONTROL		7869000	1	\$430.00	\$590.00
		- SLIDE BAR KIT		7812900	1	\$250.00	\$380.00
		NEEDS ROUGH		VALVEKIT02		\$200.00	\$200.00
		1/2" THERMO TRIM TUB AND SHOWER SET		78KIT03		\$940.00	\$1,245.00
		- 1/2" THERMO TRIM W/ DIVERTER AND VOLUME CONTROL		7869100	1	\$510.00	\$640.00
		- COMPLETE SHOWER HEAD AND SHOWER ARM		7875000	1	\$300.00	\$425.00
		- BATH SPOUT		7843000	1	\$130.00	\$180.00
		NEEDS ROUGH		VALVEKIT03		\$200.00	\$200.00
		1/2" THERMO SHOWER SET WITH SLIDE BAR AND SHOWER HEAD		78KIT04		\$1,060.00	\$1,445.00
		- 1/2" THERMO TRIM W/ DIVERTER AND VOLUME CONTROL		7869100	1	\$510.00	\$640.00
		- COMPLETE SHOWER HEAD AND SHOWER ARM		7875000	1	\$300.00	\$425.00
		- SLIDE BAR KIT		7812900	1	\$250.00	\$380.00
		NEEDS ROUGH		VALVEKIT04		\$200.00	\$200.00
		3/4" THERMO SHOWER SET WITH SLIDE BAR, SHOWER HEAD AND 3 BODY JETS		78KIT05		\$1,405.00	\$2,175.00
		- 3/4" THERMO TRIM		7871100	1	\$300.00	\$500.00
		- 3/4" VOLUME CONTROL		7840200	3	\$100.00	\$165.00
		- COMPLETE SHOWER HEAD AND SHOWER ARM		7875000	1	\$300.00	\$425.00
		- SLIDE BAR KIT		7812900	1	\$250.00	\$380.00
		- BODY SPRAY		7872100	3	\$85.00	\$125.00
		NEEDS ROUGH		VALVEKIT05		\$600.00	\$600.00

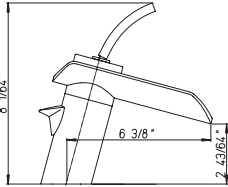







product image	product dimensions	description		model #	c. qty	PC	BN
		¾" THERMO SHOWER SET WITH SLIDE BAR, SHOWER HEAD AND BATH SPOUT		78KIT06		\$1,280.00	\$1,980.00
		- ¾" THERMO TRIM		7871100	1	\$300.00	\$500.00
		- ¾" VOLUME CONTROL		7840200	3	\$100.00	\$165.00
		- COMPLETE SHOWER HEAD AND SHOWER ARM		7875000	1	\$300.00	\$425.00
		- SLIDE BAR KIT		7812900	1	\$250.00	\$380.00
		- BATH SPOUT		7843000	1	\$130.00	\$180.00
NEEDS ROUGH				VALVEKIT06		\$600.00	\$600.00
		¾" THERMO SHOWER SET WITH SHOWER HEAD AND 4 BODY JETS		78KIT07		\$1,240.00	\$1,920.00
		- ¾" THERMO TRIM		7871100	1	\$300.00	\$500.00
		- ¾" VOLUME CONTROL		7840200	3	\$100.00	\$165.00
		- COMPLETE SHOWER HEAD AND SHOWER ARM		7875000	1	\$300.00	\$425.00
		- BODY SPRAY		7872100	4	\$85.00	\$125.00
NEEDS ROUGH				VALVEKIT07		\$600.00	\$600.00
		¾" THERMO SHOWER SET WITH 2 THERMO TRIMS, 1 CEILING RAIN SHOWER, 2 HANDSHOWER, AND 6 BODY JETS		78KIT08		\$2,290.00	\$3,700.00
		- ¾" THERMO TRIM		7871100	2	\$300.00	\$500.00
		- ¾" VOLUME CONTROL		7840200	5	\$100.00	\$165.00
		- SHOWER HEAD		7875900	1	\$210.00	\$300.00
		- BODY SPRAY		7872100	6	\$85.00	\$125.00
		- 12" CEILING SHOWER ARM		5074412	1	\$90.00	\$125.00
		- HANDHELD AND OVAL HANDSHOWER		7813100	2	\$190.00	\$350.00
NEEDS ROUGH				VALVEKIT08		\$1,100.00	\$1,100.00
		½" THERMO SHOWER SET WITH SLIDE BAR, SHOWER HEAD AND 2 BODY JETS		78KIT09		\$1,280.00	\$1,840.00
		- ½" THERMO TRIM W/ VOLUME CONTROL		7869000	1	\$430.00	\$590.00
		- 3 WAY DIVERTER TRIM		7842500	1	\$130.00	\$195.00
		- SLIDE BAR KIT		7812900	1	\$250.00	\$380.00
		- BODY SPRAY		7872100	2	\$85.00	\$125.00
		- COMPLETE SHOWER HEAD AND SHOWER ARM		7875000	1	\$300.00	\$425.00
NEEDS ROUGH				VALVEKIT09		\$375.00	\$375.00
		½" THERMO SHOWER SET WITH SLIDE BAR, SHOWER HEAD, 2 BODY JETS AND BATH SPOUT		78KIT10		\$1,510.00	\$2,185.00
		- ½" THERMO TRIM W/ VOLUME CONTROL		7869000	1	\$430.00	\$590.00
		- 3 WAY DIVERTER TRIM		7842500	1	\$130.00	\$195.00
		- SLIDE BAR KIT		7812900	1	\$250.00	\$380.00
		- BODY SPRAY		7872100	2	\$85.00	\$125.00
		- COMPLETE SHOWER HEAD AND SHOWER ARM		7875000	1	\$300.00	\$425.00
		- VOLUME CONTROL		7840200	1	\$100.00	\$165.00
		- BATH SPOUT		7843000	1	\$130.00	\$180.00
NEEDS ROUGH				VALVEKIT10		\$460.00	\$460.00

product image	product dimensions	description	model #	c. qty	PC	BN
24" TOWEL BAR						
		Includes mounting hardware				
			7800500	n/a	\$135.00	\$190.00
18" TOWEL BAR						
		Includes mounting hardware				
			7800400	n/a	\$130.00	\$180.00
TOWEL RING						
		Includes mounting hardware				
			7807100	n/a	\$120.00	\$170.00
ROBE HOOK						
		Includes mounting hardware				
			7801100	n/a	\$60.00	\$80.00
PAPER HOLDER						
		Includes mounting hardware				
			7805100	n/a	\$115.00	\$160.00


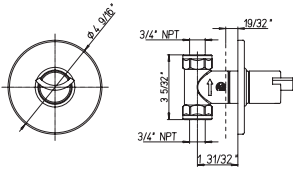

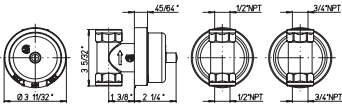

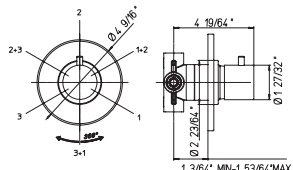

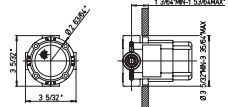

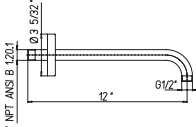
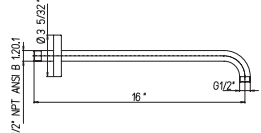
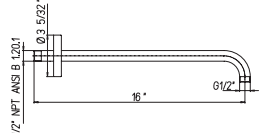

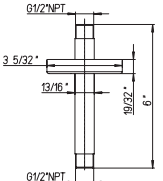
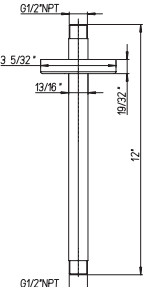

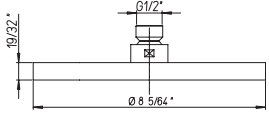


FORTISTM
PURO DESIGN ITALIANO

ROMA COLLECTION


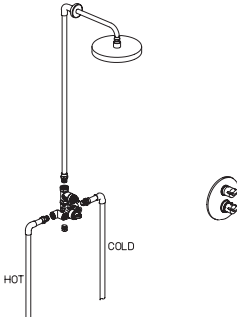

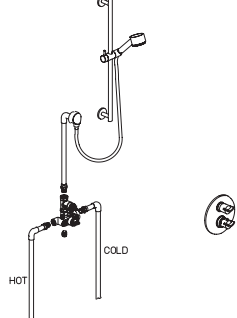

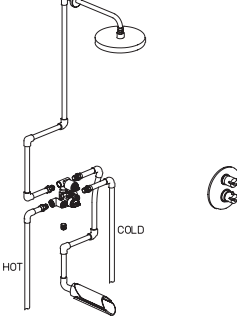

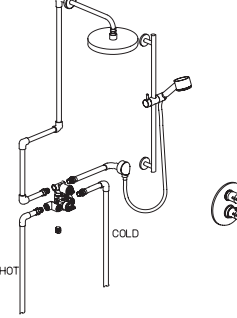

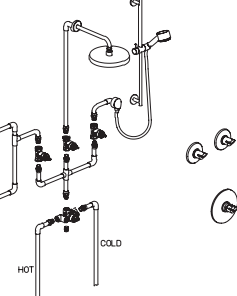
product image	product dimensions	description	model #	c. qty	PC	BN
		SINGLE CONTROL LAVATORY WITH GLASS TROUGH Ceramic Disc Valving Metal Joystick Handle Metal Pop-up Assembly Flow Rate: 1.5 GPM @ 60 PSI (30% Water Savings) AB1953/S152 Compliant	73211GL	4	\$980.00	\$1,100.00
		  				
		SINGLE CONTROL LAVATORY WITH WOOD TROUGH Ceramic Disc Valving Metal Joystick Handle Metal Pop-up Assembly Flow Rate: 1.5 GPM @ 60 PSI (30% Water Savings) AB1953/S152 Compliant	73211WO	4	\$980.00	\$1,100.00
		  				
		SINGLE CONTROL VESSEL LAVATORY, GLASS TROUGH Ceramic Disc Valving Metal Joystick Handle Metal Pop-up Assembly Flow Rate: 1.5 GPM @ 60 PSI (30% Water Savings) AB1953/S152 Compliant	73205GL	4	\$1,190.00	\$1,350.00
		  				
		SINGLE CONTROL VESSEL LAVATORY, WOOD TROUGH Ceramic Disc Valving Metal Joystick Handle Metal Pop-up Assembly Flow Rate: 1.5 GPM @ 60 PSI (30% Water Savings) AB1953/S152 Compliant	73205WO	4	\$1,190.00	\$1,350.00
		  				
		3-HOLE ROMAN TUB KIT Includes: - Trim Kit featuring Metal Handles - Glass Trough - 3/4" Quarter Turn Ceramic Disc Valves Flow Rate: 10 GPM @ 45 PSI	73102GL	4	\$950.00	\$1,200.00


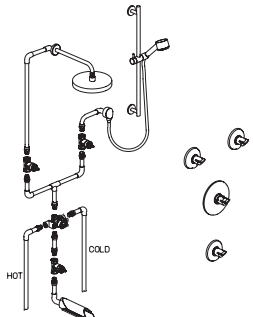

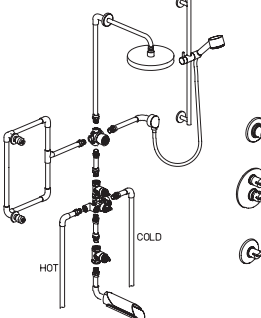

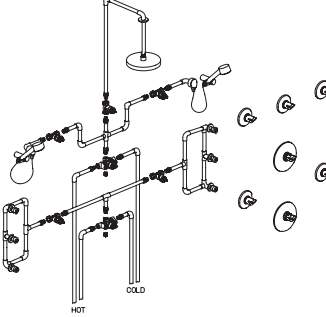

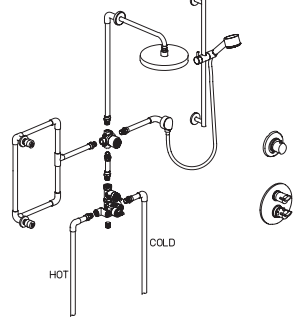

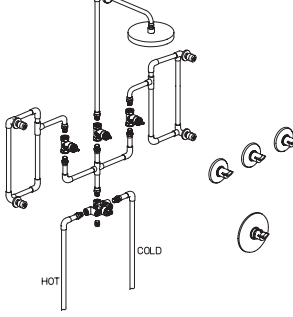
product image	product dimensions	description	model #	c. qty	PC	BN
3-HOLE ROMAN TUB KIT						
		Includes: - Trim Kit featuring - Metal Handles - Wood Spout - 3/4" Quarter Turn Ceramic - Disc Valves	73102WO	4	\$950.00	\$1,200.00
Flow Rate: 10 GPM @ 45 PSI						
3/4" THERMOSTATIC VALVE TRIM						
		Includes: - Trim Kit with Metal - Handle - Cartridge	7371100	4	\$455.00	\$665.00
NEEDS ROUGH						
		3/4" Thermostatic Valve	VALVE711	4	\$300.00	\$300.00
Flows 9.6 GPM @ 60 PSI						
1/2" THERMOSTATIC TRIM WITH VOLUME CONTROL						
		- Complete Trim Kit - Thermo Control Cartridge - Progressive Volume Control - Independent Temperature - Control - 1 Outlet	7369000	4	\$430.00	\$590.00
NEEDS ROUGH						
		1/2" Thermostatic Valve	VALVE690	4	\$200.00	\$200.00
Flows 7.1 GPM @ 60 PSI						
1/2" THERMOSTATIC TRIM WITH DIVERTER AND VOLUME CONTROL						
		- Complete Trim Kit - Thermo Control Cartridge - 2 Way Diverter Trim with - Progressive Volume Control - Independent Temperature - Control	7369100	4	\$485.00	\$640.00
NEEDS ROUGH						
		1/2" Thermostatic Valve	VALVE691	4	\$200.00	\$200.00
Flows 5.5 GPM @ 60 PSI						








product image	product dimensions	description	model #	c. qty	PC	BN
		VOLUME CONTROL TRIM - Complete Trim Kit - Ceramic Disc Cartridge - For use with 1/2" and 3/4"	7340200	4	\$165.00	\$245.00
		NEEDS ROUGH 1/2" Volume Control Flows 12.5 GPM @ 60 PSI	VALVE400	4	\$85.00	\$85.00
		3/4" Volume Control Flows 15.0 GPM @ 60 PSI	VALVE402	4	\$100.00	\$100.00
		4-PORT, 3 WAY DIVERTER VALVE TRIM - Complete Trim Kit - Ceramic Disc Cartridge 1 inlet 3 outlets 1/2" connection	7842500	4	\$130.00	\$195.00
		NEEDS ROUGH 1/2" Diverter Rough-in Valve Flows 9.7 GPM @ 60 PSI	VALVE425	4	\$175.00	\$175.00
		12" SHOWER ARM 1/2" male NPT Round flange	5074500	n/a	\$80.00	\$115.00
		16" SHOWER ARM 1/2" male NPT Round flange	5074800	n/a	\$130.00	\$175.00
		6" CEILING MOUNT SHOWER ARM 1/2" male NPT Round flange	5074406	n/a	\$80.00	\$105.00
		12" CEILING MOUNT SHOWER ARM 1/2" male NPT Round flange	5074412	n/a	\$90.00	\$125.00
		8" RAINCAN SHOWER HEAD Round Design 1/2" NPT Connections 2.5 GPM @ 80 PSI MAX	7875900	n/a	\$210.00	\$300.00

product image	product dimensions	description	model #	c. qty	PC	BN
		8" SQUARE RAINCAN SHOWER HEAD KIT	7875000	n/a	\$300.00	\$425.00
		Includes: - 8" Decorative Raincan Showerhead - 12" Shower Arm with Flange - 1/2" NPT Connections 2.5 GPM @ 80 PSI MAX				
		WALL MOUNT HANDSHOWER SET	7813100	n/a	\$190.00	\$350.00
		Includes: - Decorative Handshower - Wall Mount Bracket & Supply Elbow - 78" flexi hose 2.5 GPM @ 80 PSI MAX				
		GLASS TROUGH TUB SPOUT Wall Mount	73430GL	n/a	\$420.00	\$580.00
		1/2" NPT Connection				
		WOOD TROUGH TUB SPOUT Wall Mount	73430WO	n/a	\$420.00	\$580.00
		1/2" NPT Connection				
		ADJUSTABLE SLIDE BAR HANDSHOWER SET	7812900	n/a	\$250.00	\$380.00
		Includes: - Decorative Handshower - 24" Slide Bar with Adjustable Bracket - Supply Elbow - 78" Flexi Hose 2.5 GPM @ 80 PSI MAX				

product image	product dimensions	description	model #	c. qty	PC	BN
		BODY SPRAY				
		<div>- Directional Body Spray</div> <div>- 30° Rotation</div> <div>- 1/2" Female NPT Connection</div> <div>2.5 GPM @ 80 PSI MAX</div>	7872100	n/a	\$85.00	\$125.00
		PUSH DOWN POP UP WASTE				
			5094500	n/a	\$115.00	\$140.00
		4" DECK PLATE				
		<div>For Single Hole</div> <div>Lavatory Faucet</div>	5096200	n/a	\$30.00	\$35.00


product image	product dimensions	description		model #	c. qty	PC	BN
		1/2" THERMO SHOWER SET		73KIT01		\$730.00	\$1,015.00
		- 1/2" THERMO TRIM W/ VOLUME CONTROL		7369000	1	\$430.00	\$590.00
		- COMPLETE SHOWER HEAD AND SHOWER ARM		7875000	1	\$300.00	\$425.00
		NEEDS ROUGH		VALVEKIT01		\$200.00	\$200.00
		1/2" THERMO SHOWER SET WITH SLIDE BAR		73KIT02		\$680.00	\$970.00
		- 1/2" THERMO TRIM W/ VOLUME CONTROL		7369000	1	\$430.00	\$590.00
		- SLIDE BAR KIT		7812900	1	\$250.00	\$380.00
		NEEDS ROUGH		VALVEKIT02		\$200.00	\$200.00
		1/2" THERMO TRIM TUB AND SHOWER SET		73KIT03		\$1,205.00	\$1,645.00
		- 1/2" THERMO TRIM W/ DIVERTER AND VOLUME CONTROL		7369100	1	\$485.00	\$640.00
		- COMPLETE SHOWER HEAD AND SHOWER ARM		7875000	1	\$300.00	\$425.00
		- BATH SPOUT		73430GL	1	\$420.00	\$580.00
		NEEDS ROUGH		VALVEKIT03		\$200.00	\$200.00
		1/2" THERMO SHOWER SET WITH SLIDE BAR AND SHOWER HEAD		73KIT04		\$1,035.00	\$1,445.00
		- 1/2" THERMO TRIM W/ DIVERTER AND VOLUME CONTROL		7369100	1	\$485.00	\$640.00
		- COMPLETE SHOWER HEAD AND SHOWER ARM		7875000	1	\$300.00	\$425.00
		- SLIDE BAR KIT		7812900	1	\$250.00	\$380.00
		NEEDS ROUGH		VALVEKIT04		\$200.00	\$200.00
		3/4" THERMO SHOWER SET WITH SLIDE BAR, SHOWER HEAD AND 3 BODY JETS		73KIT05		\$1,755.00	\$2,580.00
		- 3/4" THERMO TRIM		7371100	1	\$455.00	\$665.00
		- 3/4" VOLUME CONTROL		7340200	3	\$165.00	\$245.00
		- COMPLETE SHOWER HEAD AND SHOWER ARM		7875000	1	\$300.00	\$425.00
		- SLIDE BAR KIT		7812900	1	\$250.00	\$380.00
		- BODY SPRAY		7872100	3	\$85.00	\$125.00
		NEEDS ROUGH		VALVEKIT05		\$600.00	\$600.00

product image	product dimensions	description		model #	c. qty	P C	B N
		¾" THERMO SHOWER SET WITH SLIDE BAR, SHOWER HEAD AND BATH SPOUT		73KIT06		\$1,920.00	\$2,775.00
		- ¾" THERMO TRIM	7371100	1	\$455.00	\$655.00	
		- ¾" VOLUME CONTROL	7340200	3	\$165.00	\$245.00	
		- COMPLETE SHOWER HEAD AND SHOWER ARM	7875000	1	\$300.00	\$425.00	
		- SLIDE BAR KIT	7812900	1	\$250.00	\$380.00	
		- BATH SPOUT	73430GL	1	\$420.00	\$580.00	
		NEEDS ROUGH		VALVEKIT06		\$600.00	\$600.00
		¾" THERMO SHOWER SET WITH SHOWER HEAD AND 4 BODY JETS		73KIT07		\$1,590.00	\$2,315.00
		- ¾" THERMO TRIM	7371100	1	\$455.00	\$655.00	
		- ¾" VOLUME CONTROL	7340200	3	\$165.00	\$245.00	
		- COMPLETE SHOWER HEAD AND SHOWER ARM	7875000	1	\$300.00	\$425.00	
		- BODY SPRAY	7872100	4	\$85.00	\$125.00	
		NEEDS ROUGH		VALVEKIT07		\$600.00	\$600.00
				¾" THERMO SHOWER SET WITH 2 THERMO TRIMS, 1 CEILING RAIN SHOWER, 2 HANDSHOWERS, AND 6 BODY JET		73KIT08	
- ¾" THERMO TRIM	7371100			2	\$455.00	\$665.00	
- ¾" VOLUME CONTROL	7340200			5	\$165.00	\$245.00	
- SHOWER HEAD	7875900			1	\$210.00	\$300.00	
- BODY SPRAY	7872100			6	\$85.00	\$125.00	
- 12" CEILING SHOWER ARM	5074412			1	\$80.00	\$125.00	
- HANDHELD AND OVAL HANDSHOWER	7813100			2	\$190.00	\$350.00	
NEEDS ROUGH				VALVEKIT08		\$1,100.00	\$1,100.00
		½" THERMO SHOWER SET WITH SLIDE BAR, SHOWER HEAD AND 2 BODY JETS		73KIT09		\$1,280.00	\$1,840.00
		- ½" THERMO TRIM W/ VOLUME CONTROL	7369000	1	\$430.00	\$590.00	
		- 3 WAY DIVERTER TRIM	7842500	1	\$130.00	\$195.00	
		- SLIDE BAR KIT	7812900	1	\$250.00	\$380.00	
		- BODY SPRAY	7872100	2	\$85.00	\$125.00	
		- COMPLETE SHOWER HEAD AND SHOWER ARM	7875000	1	\$300.00	\$425.00	
		NEEDS ROUGH		VALVEKIT09		\$375.00	\$375.00
		½" THERMO SHOWER SET WITH SLIDE BAR, SHOWER HEAD, 2 BODY JETS AND BATH SPOUT		73KIT10		\$1,865.00	\$2,665.00
		- ½" THERMO TRIM W/ VOLUME CONTROL	7369000	1	\$430.00	\$590.00	
		- 3 WAY DIVERTER TRIM	7842500	1	\$130.00	\$195.00	
		- SLIDE BAR KIT	7812900	1	\$250.00	\$380.00	
		- BODY SPRAY	7872100	2	\$85.00	\$125.00	
		- COMPLETE SHOWER HEAD AND SHOWER ARM	7875000	1	\$300.00	\$425.00	
		- VOLUME CONTROL	7340200	1	\$165.00	\$245.00	
		- BATH SPOUT	73430GL	1	\$420.00	\$580.00	
NEEDS ROUGH		VALVEKIT10		\$460.00	\$460.00		

product image	product dimensions	description	model #	c. qty	PC	BN
<hr/>						
24" TOWEL BAR						
Includes mounting hardware						
			7300500	n/a	\$235.00	\$295.00
<hr/>						
18" TOWEL BAR						
Includes mounting hardware						
			7300400	n/a	\$225.00	\$285.00
<hr/>						
TOWEL RING						
Includes mounting hardware						
			7307100	n/a	\$190.00	\$250.00
<hr/>						
ROBE HOOK						
Includes mounting hardware						
			7301100	n/a	\$120.00	\$175.00
<hr/>						
PAPER HOLDER						
Includes mounting hardware						
			7305100	n/a	\$175.00	\$215.00


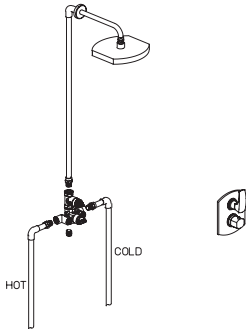

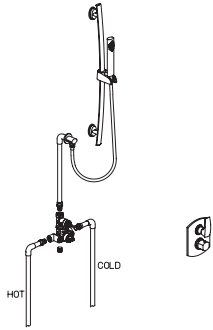

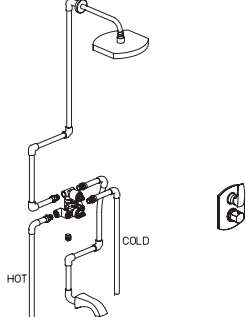

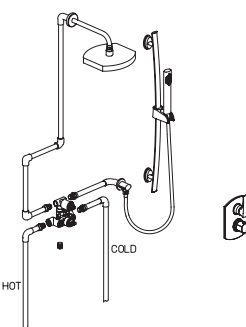

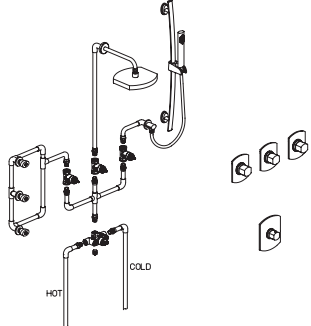



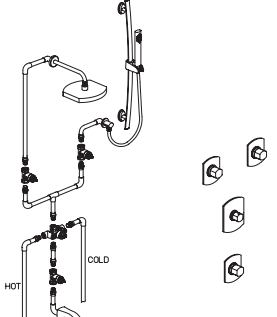

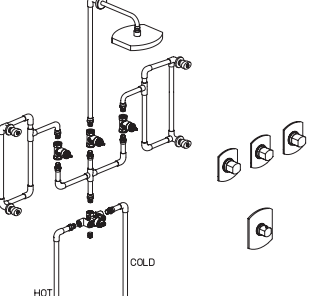

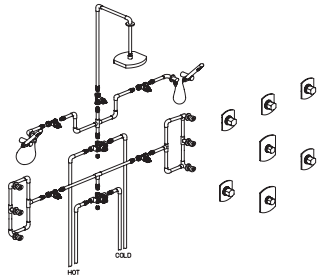

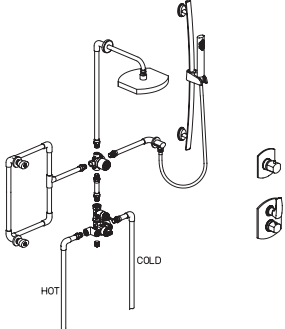

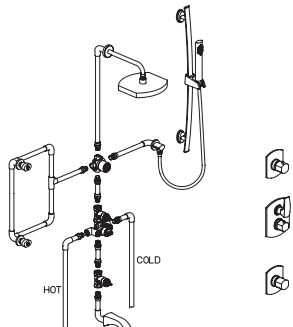
FORTISTM
PURO DESIGN ITALIANO

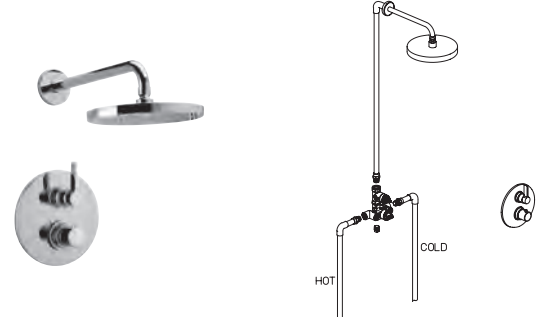
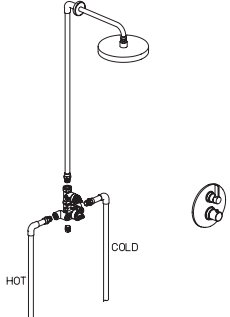
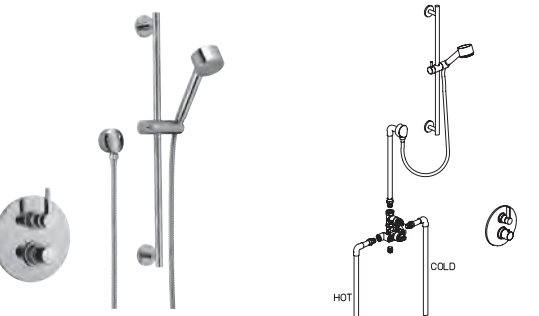
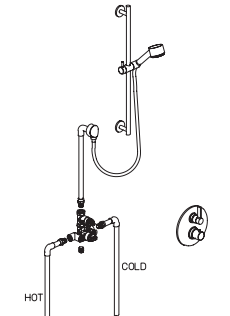
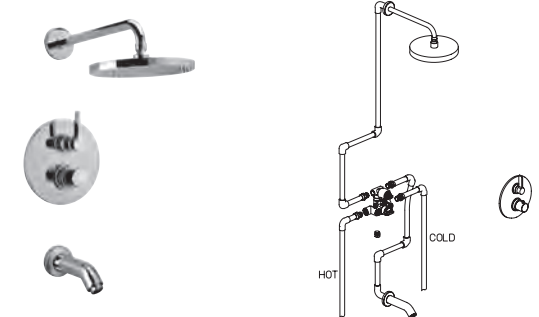
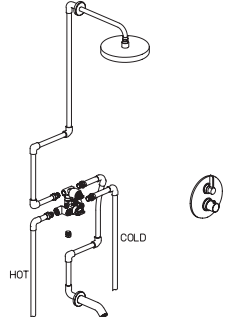
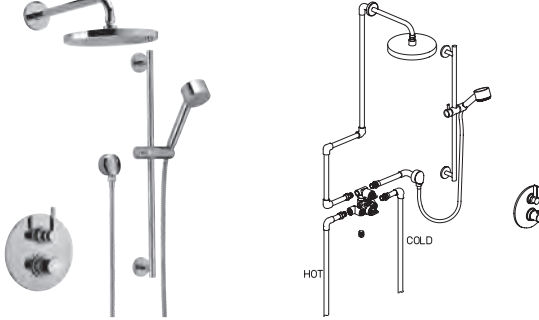
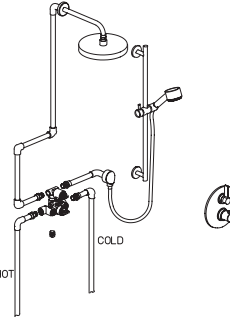
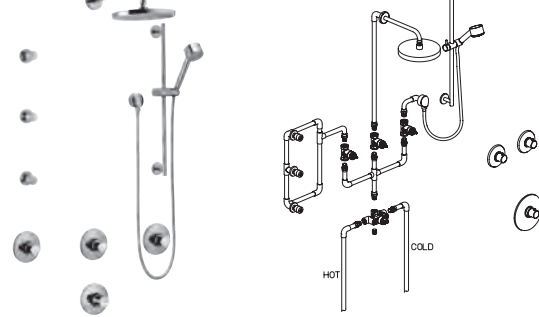
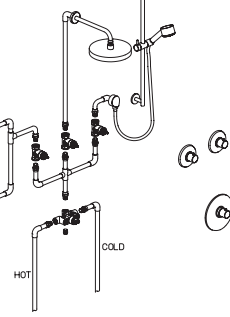



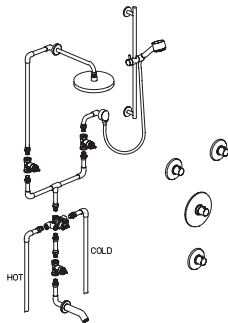

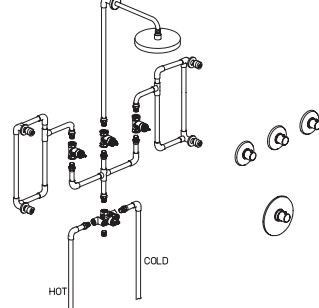

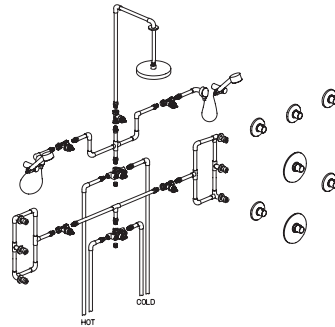

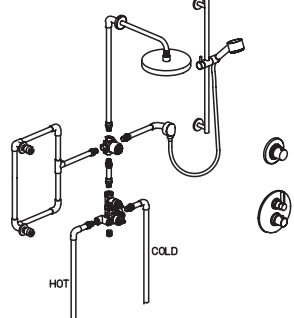

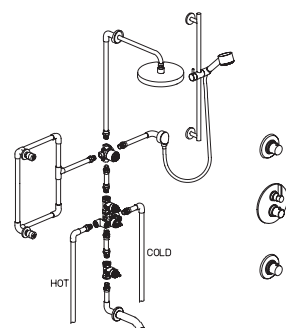
SHOWER KITS


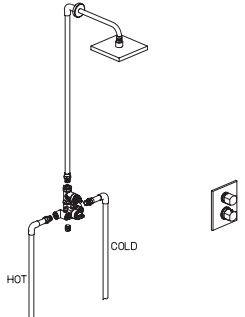

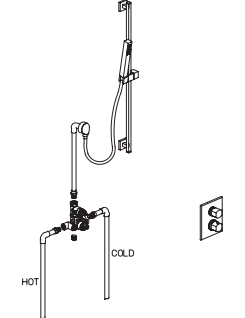

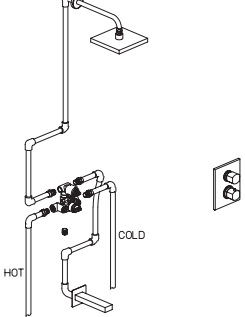

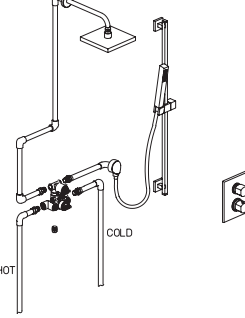

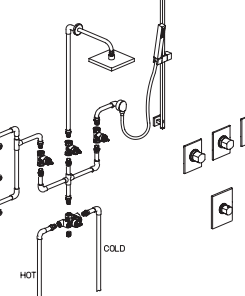



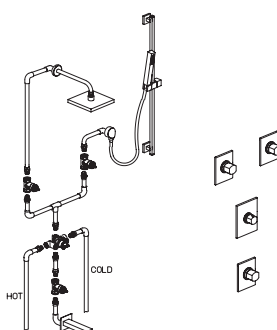

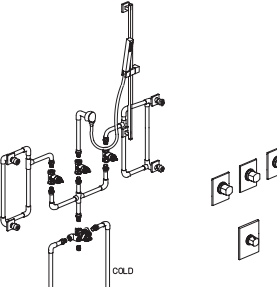

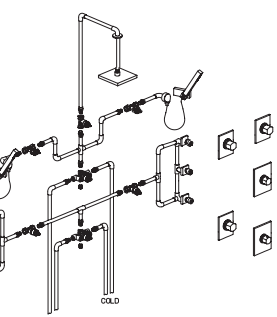

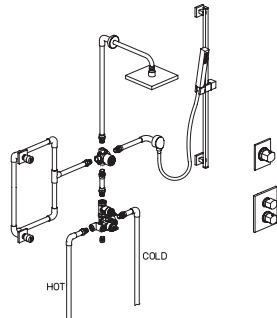

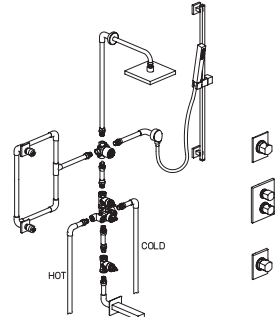
product image	product dimensions	description		model #	c. qty	PC	BN / PN / TB	
		1/2" THERMO SHOWER SET		89KIT01		\$865.00	\$1,195.00	
		- 1/2" THERMO TRIM W/ VOLUME CONTROL		8969000	1	\$485.00	\$695.00	
		- COMPLETE SHOWER HEAD AND SHOWER ARM		8975000	1	\$380.00	\$500.00	
		NEEDS ROUGH		VALVEKIT01		\$200.00	\$200.00	
		1/2" THERMO SHOWER SET WITH SLIDE BAR		89KIT02		\$830.00	\$1,170.00	
		- 1/2" THERMO TRIM W/ VOLUME CONTROL		8969000	1	\$485.00	\$695.00	
		- SLIDE BAR KIT		8912900	1	\$345.00	\$475.00	
		NEEDS ROUGH		VALVEKIT02		\$200.00	\$200.00	
		1/2" THERMO TRIM TUB AND SHOWER SET		89KIT03		\$1,125.00	\$1,535.00	
		- 1/2" THERMO TRIM W/ DIVERTER AND VOLUME CONTROL		8969100	1	\$535.00	\$745.00	
		- COMPLETE SHOWER HEAD AND SHOWER ARM		8975000	1	\$380.00	\$500.00	
		- BATH SPOUT		8943000	1	\$210.00	\$290.00	
		NEEDS ROUGH		VALVEKIT03		\$200.00	\$200.00	
		1/2" THERMO SHOWER SET WITH SLIDE BAR AND SHOWER HEAD		89KIT04		\$1,260.00	\$1,720.00	
		- 1/2" THERMO TRIM W/ DIVERTER AND VOLUME CONTROL		8969100	1	\$535.00	\$745.00	
		- COMPLETE SHOWER HEAD AND SHOWER ARM		8975000	1	\$380.00	\$500.00	
		- SLIDE BAR KIT		8912900	1	\$345.00	\$475.00	
		NEEDS ROUGH		VALVEKIT04		\$200.00	\$200.00	
		3/4" THERMO SHOWER SET WITH SLIDE BAR, SHOWER HEAD AND 3 BODY JETS		89KIT05		\$1,850.00	\$2,690.00	
		- 3/4" THERMO TRIM		8971100	1	\$300.00	\$500.00	
		- 3/4" VOLUME CONTROL		8940200	3	\$165.00	\$245.00	
		- COMPLETE SHOWER HEAD AND SHOWER ARM		8975000	1	\$380.00	\$500.00	
		- SLIDE BAR KIT		8912900	1	\$345.00	\$475.00	
		- BODY SPRAY		8972100	3	\$110.00	\$160.00	
		NEEDS ROUGH		VALVEKIT05		\$600.00	\$600.00	


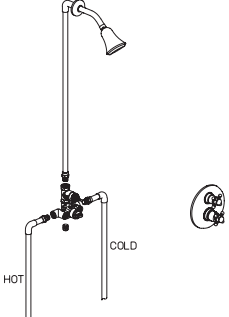

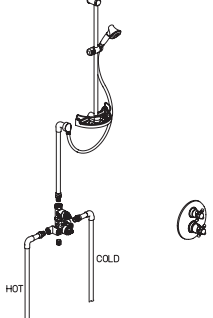

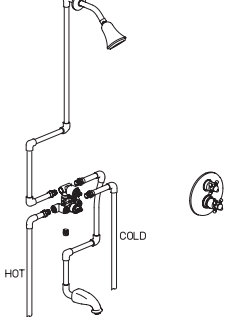

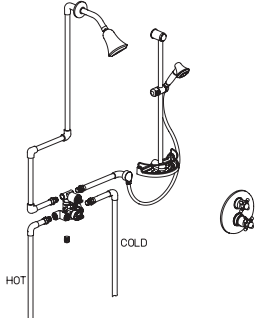

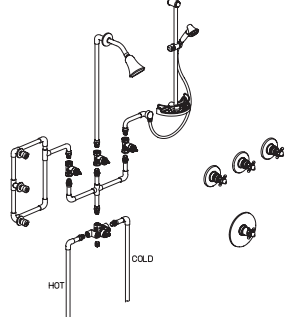
product image	product dimensions	description	model #	c. qty	PC	BN / PN / TB
		¾" THERMO SHOWER SET WITH SLIDE BAR, SHOWER HEAD AND BATH SPOUT	89KIT06		\$1,730.00	\$2,500.00
		- ¾" THERMO TRIM	8971100	1	\$300.00	\$500.00
		- ¾" VOLUME CONTROL	8940200	3	\$165.00	\$245.00
		- COMPLETE SHOWER HEAD AND SHOWER ARM	8975000	1	\$380.00	\$500.00
		- SLIDE BAR KIT	8912900	1	\$345.00	\$475.00
		- BATH SPOUT	8943000	1	\$210.00	\$290.00
		NEEDS ROUGH	VALVEKIT06		\$600.00	\$600.00
		¾" THERMO SHOWER SET WITH SHOWER HEAD AND 4 BODY JETS	89KIT07		\$1,615.00	\$2,375.00
		- ¾" THERMO TRIM	8971100	1	\$300.00	\$500.00
		- ¾" VOLUME CONTROL	8940200	3	\$165.00	\$245.00
		- COMPLETE SHOWER HEAD AND SHOWER ARM	8975000	1	\$380.00	\$500.00
		- BODY SPRAY	8972100	4	\$110.00	\$160.00
				NEEDS ROUGH	VALVEKIT07	
		¾" THERMO SHOWER SET WITH 2 THERMO TRIMS, 1 CEILING RAIN SHOWER, 2 HANDSHOWERS, AND 6 BODY JET	89KIT08		\$2,945.00	\$4,425.00
		- ¾" THERMO TRIM	8971100	2	\$300.00	\$500.00
		- ¾" VOLUME CONTROL	8940200	5	\$165.00	\$245.00
		- SHOWER HEAD	8975900	1	\$290.00	\$375.00
		- BODY SPRAY	8972100	6	\$110.00	\$160.00
		- 12" CEILING SHOWER ARM	5074412	1	\$90.00	\$125.00
		- HANDHELD AND OVAL HANDSHOWER	8913100	2	\$240.00	\$370.00
				NEEDS ROUGH	VALVEKIT08	
		½" THERMO SHOWER SET WITH SLIDE BAR, SHOWER HEAD AND 2 BODY JETS	89KIT09		\$1,635.00	\$2,275.00
		- ½" THERMO TRIM W/ VOLUME CONTROL	8969000	1	\$485.00	\$695.00
		- 3 WAY DIVERTER TRIM	8942500	1	\$205.00	\$285.00
		- SLIDE BAR KIT	8912900	1	\$345.00	\$475.00
		- BODY SPRAY	8972100	2	\$110.00	\$160.00
		- COMPLETE SHOWER HEAD AND SHOWER ARM	8975000	1	\$380.00	\$500.00
		NEEDS ROUGH	VALVEKIT09		\$375.00	\$375.00
		½" THERMO SHOWER SET WITH SLIDE BAR, SHOWER HEAD, 2 BODY JETS AND BATH SPOUT	89KIT10		\$2,010.00	\$2,810.00
		- ½" THERMO TRIM W/ VOLUME CONTROL	8969000	1	\$485.00	\$695.00
		- 3 WAY DIVERTER TRIM	8942500	1	\$205.00	\$285.00
		- SLIDE BAR KIT	8912900	1	\$345.00	\$475.00
		- BODY SPRAY	8972100	2	\$110.00	\$160.00
		- COMPLETE SHOWER HEAD AND SHOWER ARM	8975000	1	\$380.00	\$500.00
		- VOLUME CONTROL	8940200	1	\$165.00	\$245.00
		- BATH SPOUT	8943000	1	\$210.00	\$290.00
		NEEDS ROUGH	VALVEKIT10		\$460.00	\$460.00


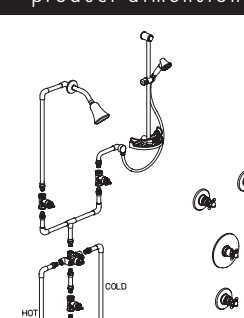

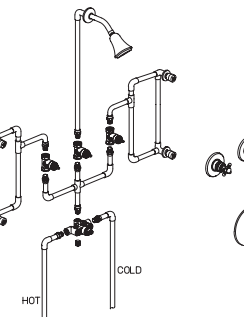

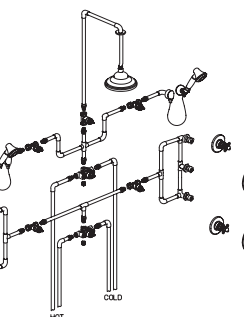

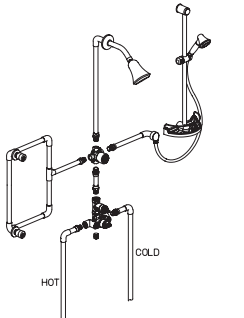

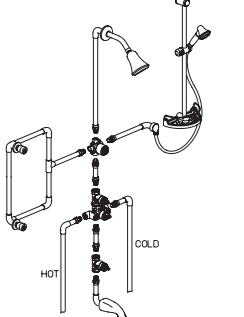
product image	product dimensions	description		model #	c. qty	PC	BN
		½" THERMO SHOWER SET		92KIT01		\$730.00	\$1,015.00
		- ½" THERMO TRIM W/ VOLUME CONTROL		9269000	1	\$430.00	\$590.00
		- COMPLETE SHOWER HEAD AND SHOWER ARM		7875000	1	\$300.00	\$425.00
		NEEDS ROUGH		VALVEKIT01		\$200.00	\$200.00
		½" THERMO SHOWER SET WITH SLIDE BAR		92KIT02		\$680.00	\$970.00
		- ½" THERMO TRIM W/ VOLUME CONTROL		9269000	1	\$430.00	\$590.00
		- SLIDE BAR KIT		7812900	1	\$250.00	\$380.00
		NEEDS ROUGH		VALVEKIT02		\$200.00	\$200.00
		½" THERMO TRIM TUB AND SHOWER SET		92KIT03		\$940.00	\$1,245.00
		- ½" THERMO TRIM W/ DIVERTER AND VOLUME CONTROL		9269100	1	\$510.00	\$640.00
		- COMPLETE SHOWER HEAD AND SHOWER ARM		7875000	1	\$300.00	\$425.00
		- BATH SPOUT		7843000	1	\$130.00	\$180.00
NEEDS ROUGH		VALVEKIT03		\$200.00	\$200.00		
		½" THERMO SHOWER SET WITH SLIDE BAR AND SHOWER HEAD		92KIT04		\$1,060.00	\$1,445.00
		- ½" THERMO TRIM W/ DIVERTER AND VOLUME CONTROL		9269100	1	\$510.00	\$640.00
		- COMPLETE SHOWER HEAD AND SHOWER ARM		7875000	1	\$300.00	\$425.00
		- SLIDE BAR KIT		7812900	1	\$250.00	\$380.00
NEEDS ROUGH		VALVEKIT04		\$200.00	\$200.00		
		¾" THERMO SHOWER SET WITH SLIDE BAR, SHOWER HEAD AND 3 BODY JETS		92KIT05		\$1,405.00	\$2,175.00
		- ¾" THERMO TRIM		7871100	1	\$300.00	\$500.00
		- ¾" VOLUME CONTROL		7840200	3	\$100.00	\$165.00
		- COMPLETE SHOWER HEAD AND SHOWER ARM		7875000	1	\$300.00	\$425.00
		- SLIDE BAR KIT		7812900	1	\$250.00	\$380.00
		- BODY SPRAY		7872100	3	\$85.00	\$125.00
NEEDS ROUGH		VALVEKIT05		\$600.00	\$600.00		



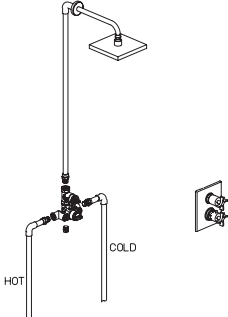


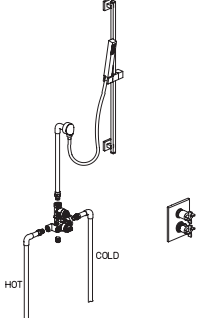



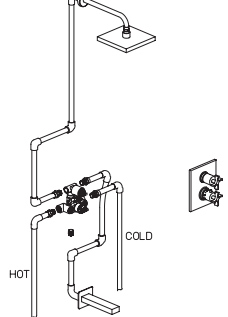


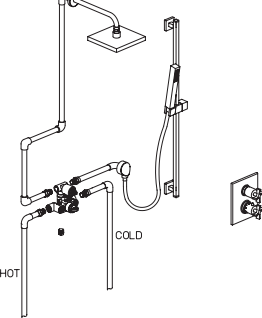



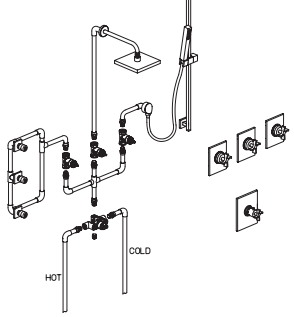
product image	product dimensions	description		model #	c. qty	PC	BN
		¾" THERMO SHOWER SET WITH SLIDE BAR, SHOWER HEAD AND BATH SPOUT		92KIT06		\$1,280.00	\$1,980.00
		- ¾" THERMO TRIM	7871100	1		\$300.00	\$500.00
		- ¾" VOLUME CONTROL	7840200	3		\$100.00	\$165.00
		- COMPLETE SHOWER HEAD AND SHOWER ARM	7875000	1		\$300.00	\$425.00
		- SLIDE BAR KIT	7812900	1		\$250.00	\$380.00
		- BATH SPOUT	7843000	1		\$130.00	\$180.00
		NEEDS ROUGH	VALVEKIT06			\$600.00	\$600.00
		¾" THERMO SHOWER SET WITH SHOWER HEAD AND 4 BODY JETS		92KIT07		\$1,240.00	\$1,920.00
		- ¾" THERMO TRIM	7871100	1		\$300.00	\$500.00
		- ¾" VOLUME CONTROL	7840200	3		\$100.00	\$165.00
		- COMPLETE SHOWER HEAD AND SHOWER ARM	7875000	1		\$300.00	\$425.00
		- BODY SPRAY	7872100	4		\$85.00	\$125.00
		NEEDS ROUGH	VALVEKIT07			\$600.00	\$600.00
		¾" THERMO SHOWER SET WITH 2 THERMO TRIMS, 1 CEILING RAIN SHOWER, 2 HANDSHOWERS, AND 6 BODY JETS		92KIT08		\$2,380.00	\$3,610.00
		- ¾" THERMO TRIM	7871100	2		\$300.00	\$500.00
		- ¾" VOLUME CONTROL	7840200	5		\$100.00	\$165.00
		- SHOWER HEAD	7875900	1		\$300.00	\$210.00
		- BODY SPRAY	7872100	6		\$85.00	\$125.00
		- 12" CEILING SHOWER ARM	5074412	1		\$90.00	\$125.00
		- HANDHELD AND OVAL HANDSHOWER	7813100	2		\$190.00	\$350.00
		NEEDS ROUGH	VALVEKIT08			\$1,100.00	\$1,100.00
		½" THERMO SHOWER SET WITH SLIDE BAR, SHOWER HEAD AND 2 BODY JETS		92KIT09		\$1,280.00	\$1,840.00
		- ½" THERMO TRIM W/ VOLUME CONTROL	9269000	1		\$430.00	\$590.00
		- 3 WAY DIVERTER TRIM	7842500	1		\$130.00	\$195.00
		- SLIDE BAR KIT	7812900	1		\$250.00	\$380.00
		- BODY SPRAY	7872100	2		\$85.00	\$125.00
		- COMPLETE SHOWER HEAD AND SHOWER ARM	7875000	1		\$300.00	\$425.00
		NEEDS ROUGH	VALVEKIT09			\$375.00	\$375.00
		½" THERMO SHOWER SET WITH SLIDE BAR, SHOWER HEAD, 2 BODY JETS AND BATH SPOUT		92KIT10		\$1,510.00	\$2,185.00
		- ½" THERMO TRIM W/ VOLUME CONTROL	9269000	1		\$430.00	\$590.00
		- 3 WAY DIVERTER TRIM	7842500	1		\$130.00	\$195.00
		- SLIDE BAR KIT	7812900	1		\$250.00	\$380.00
		- BODY SPRAY	7872100	2		\$85.00	\$125.00
		- COMPLETE SHOWER HEAD AND SHOWER ARM	7875000	1		\$300.00	\$425.00
		- VOLUME CONTROL	7840200	1		\$100.00	\$165.00
		- BATH SPOUT	7843000	1		\$130.00	\$180.00
		NEEDS ROUGH	VALVEKIT10			\$460.00	\$460.00


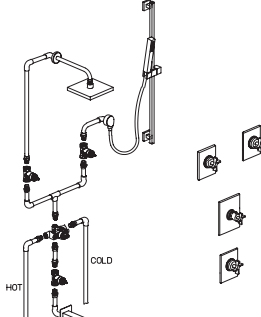

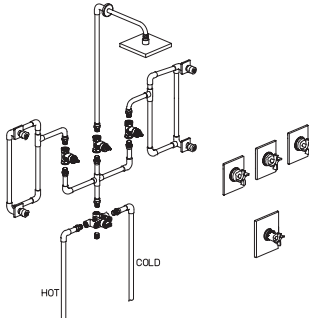

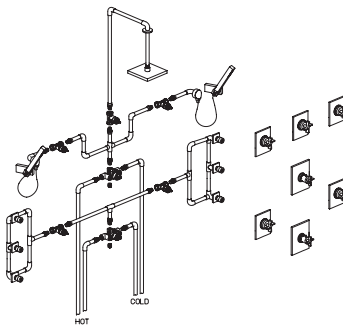

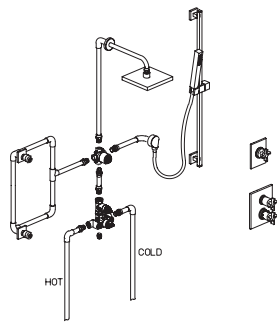

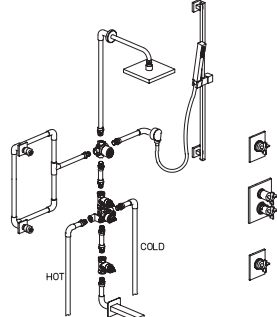
product image	product dimensions	description		model #	c. qty	PC	BN
		1/2" THERMO SHOWER SET		84KIT01		\$855.00	\$1,210.00
		- 1/2" THERMO TRIM W/ VOLUME CONTROL		8469000	1	\$435.00	\$635.00
		- COMPLETE SHOWER HEAD AND SHOWER ARM		8475000	1	\$420.00	\$575.00
		NEEDS ROUGH		VALVEKIT01		\$200.00	\$200.00
		1/2" THERMO SHOWER SET WITH SLIDE BAR		84KIT02		\$835.00	\$1,165.00
		- 1/2" THERMO TRIM W/ VOLUME CONTROL		8469000	1	\$435.00	\$635.00
		- SLIDE BAR KIT		8412900	1	\$400.00	\$530.00
		NEEDS ROUGH		VALVEKIT02		\$200.00	\$200.00
		1/2" THERMO TRIM TUB AND SHOWER SET		84KIT03		\$1,180.00	\$1,610.00
		- 1/2" THERMO TRIM W/ DIVERTER AND VOLUME CONTROL		8469100	1	\$485.00	\$685.00
		- COMPLETE SHOWER HEAD AND SHOWER ARM		8475000	1	\$420.00	\$575.00
		- BATH SPOUT		8443000	1	\$275.00	\$350.00
		NEEDS ROUGH		VALVEKIT03		\$200.00	\$200.00
		1/2" THERMO SHOWER SET WITH SLIDE BAR AND SHOWER HEAD		84KIT04		\$1,305.00	\$1,790.00
		- 1/2" THERMO TRIM W/ DIVERTER AND VOLUME CONTROL		8469100	1	\$485.00	\$685.00
		- COMPLETE SHOWER HEAD AND SHOWER ARM		8475000	1	\$420.00	\$575.00
		- SLIDE BAR KIT		8412900	1	\$400.00	\$530.00
		NEEDS ROUGH		VALVEKIT04		\$200.00	\$200.00
		3/4" THERMO SHOWER SET WITH SLIDE BAR, SHOWER HEAD AND 3 BODY JETS		84KIT05		\$2,050.00	\$2,925.00
		- 3/4" THERMO TRIM		8471100	1	\$360.00	\$560.00
		- 3/4" VOLUME CONTROL		8440200	3	\$165.00	\$245.00
		- COMPLETE SHOWER HEAD AND SHOWER ARM		8475000	1	\$420.00	\$575.00
		- SLIDE BAR KIT		8412900	1	\$400.00	\$530.00
		- BODY SPRAY		8472100	3	\$125.00	\$175.00
		NEEDS ROUGH		VALVEKIT05		\$600.00	\$600.00


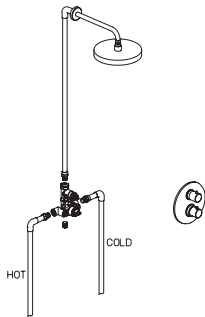

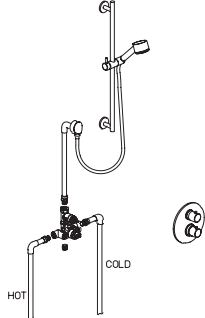

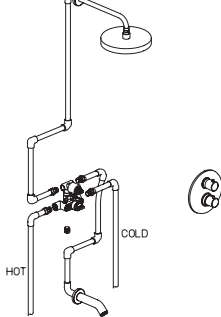

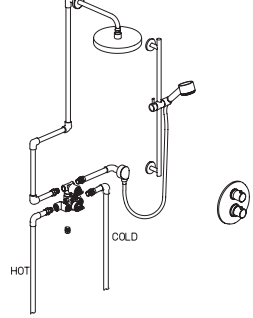

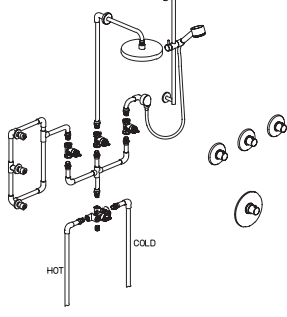
product image	product dimensions	description	model #	c. qty	P C	B N
		¾" THERMO SHOWER SET WITH SLIDE BAR, SHOWER HEAD AND BATH SPOUT	84KIT06		\$1,950.00	\$2,750.00
		- ¾" THERMO TRIM	8471100	1	\$360.00	\$560.00
		- ¾" VOLUME CONTROL	8440200	3	\$165.00	\$245.00
		- COMPLETE SHOWER HEAD AND SHOWER ARM	8475000	1	\$420.00	\$575.00
		- SLIDE BAR KIT	8412900	1	\$400.00	\$530.00
		- BATH SPOUT	8443000	1	\$275.00	\$350.00
NEEDS ROUGH		VALVEKIT06		\$600.00	\$600.00	
		¾" THERMO SHOWER SET WITH SHOWER HEAD AND 4 BODY JETS	84KIT07		\$1,775.00	\$2,570.00
		- ¾" THERMO TRIM	8471100	1	\$360.00	\$560.00
		- ¾" VOLUME CONTROL	8440200	3	\$165.00	\$245.00
		- COMPLETE SHOWER HEAD AND SHOWER ARM	8475000	1	\$420.00	\$575.00
		- BODY SPRAY	8472100	4	\$125.00	\$175.00
		NEEDS ROUGH		VALVEKIT07		\$600.00
		¾" THERMO SHOWER SET WITH 2 THERMO TRIMS, 1 CEILING RAIN SHOWER, 2 HANDSHOWERS, AND 6 BODY JETS	84KIT08		\$3,195.00	\$4,710.00
		- ¾" THERMO TRIM	8471100	2	\$360.00	\$560.00
		- ¾" VOLUME CONTROL	8440200	5	\$165.00	\$245.00
		- SHOWER HEAD	8475900	1	\$330.00	\$450.00
		- BODY SPRAY	8472100	6	\$125.00	\$175.00
		- 12" CEILING SHOWER ARM	5074412	1	\$90.00	\$125.00
		- HANDHELD AND OVAL HANDSHOWER	8413100	2	\$240.00	\$370.00
		NEEDS ROUGH		VALVEKIT08		\$1,100.00
		½" THERMO SHOWER SET WITH SLIDE BAR, SHOWER HEAD AND 2 BODY JETS	84KIT09		\$1,710.00	\$2,375.00
		- ½" THERMO TRIM W/ VOLUME CONTROL	8469000	1	\$435.00	\$635.00
		- 3 WAY DIVERTER TRIM	8442500	1	\$205.00	\$285.00
		- SLIDE BAR KIT	8412900	1	\$400.00	\$530.00
		- BODY SPRAY	8472100	2	\$125.00	\$175.00
		- COMPLETE SHOWER HEAD AND SHOWER ARM	8475000	1	\$420.00	\$575.00
NEEDS ROUGH		VALVEKIT09		\$375.00	\$375.00	
		½" THERMO SHOWER SET WITH SLIDE BAR, SHOWER HEAD, 2 BODY JETS AND BATH SPOUT	84KIT10		\$2,150.00	\$2,970.00
		- ½" THERMO TRIM W/ VOLUME CONTROL	8469000	1	\$435.00	\$635.00
		- 3 WAY DIVERTER TRIM	8442500	1	\$205.00	\$285.00
		- SLIDE BAR KIT	8412900	1	\$400.00	\$530.00
		- BODY SPRAY	8472100	2	\$125.00	\$175.00
		- COMPLETE SHOWER HEAD AND SHOWER ARM	8475000	1	\$420.00	\$575.00
		- VOLUME CONTROL	8440200	1	\$165.00	\$245.00
		- BATH SPOUT	8443000	1	\$275.00	\$350.00
NEEDS ROUGH		VALVEKIT10		\$460.00	\$460.00	


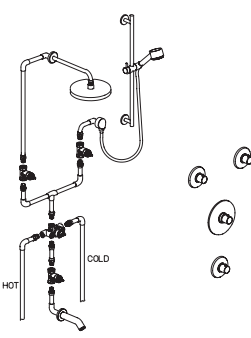

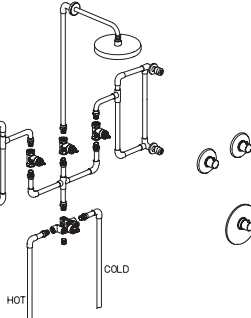

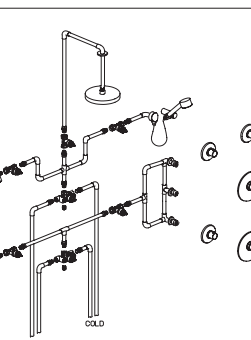

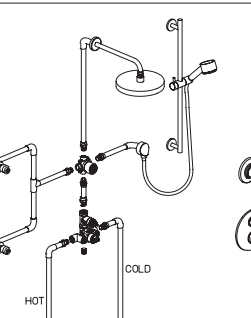
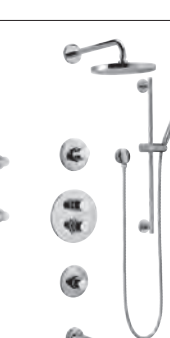
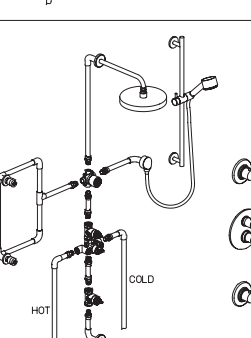
product image	product dimensions	description		model #	c. qty	PC	BN / PN / TB	
		1/2" THERMO SHOWER SET		88KIT01		\$575.00	\$880.00	
		- 1/2" THERMO TRIM W/ VOLUME CONTROL		8869000	1	\$380.00	\$615.00	
		- COMPLETE SHOWER HEAD AND SHOWER ARM		8875000	1	\$195.00	\$265.00	
		NEEDS ROUGH		VALVEKIT01		\$200.00	\$200.00	
		1/2" THERMO SHOWER SET WITH SLIDE BAR		88KIT02		\$735.00	\$1,150.00	
		- 1/2" THERMO TRIM W/ VOLUME CONTROL		8869000	1	\$380.00	\$615.00	
		- SLIDE BAR KIT		8812400	1	\$355.00	\$535.00	
		NEEDS ROUGH		VALVEKIT02		\$200.00	\$200.00	
		1/2" THERMO TRIM TUB AND SHOWER SET		88KIT03		\$775.00	\$1,090.00	
		- 1/2" THERMO TRIM W/ DIVERTER AND VOLUME CONTROL		8869100	1	\$435.00	\$635.00	
		- COMPLETE SHOWER HEAD AND SHOWER ARM		8875000	1	\$195.00	\$265.00	
		- BATH SPOUT		8843000	1	\$145.00	\$190.00	
		NEEDS ROUGH		VALVEKIT03		\$200.00	\$200.00	
		1/2" THERMO SHOWER SET WITH SLIDE BAR AND SHOWER HEAD		88KIT04		\$985.00	\$1,435.00	
		- 1/2" THERMO TRIM W/ DIVERTER AND VOLUME CONTROL		8869100	1	\$435.00	\$635.00	
		- COMPLETE SHOWER HEAD AND SHOWER ARM		8875000	1	\$195.00	\$265.00	
		- SLIDE BAR KIT		8812400	1	\$355.00	\$535.00	
		NEEDS ROUGH		VALVEKIT04		\$200.00	\$200.00	
		3/4" THERMO SHOWER SET WITH SLIDE BAR, SHOWER HEAD AND 3 BODY JETS		88KIT05		\$1,625.00	\$2,435.00	
		- 3/4" THERMO TRIM		8871100	1	\$325.00	\$525.00	
		- 3/4" VOLUME CONTROL		8840200	3	\$165.00	\$245.00	
		- COMPLETE SHOWER HEAD AND SHOWER ARM		8875000	1	\$195.00	\$265.00	
		- SLIDE BAR KIT		8812400	1	\$355.00	\$535.00	
		- BODY SPRAY		8872100	3	\$85.00	\$125.00	
		NEEDS ROUGH		VALVEKIT05		\$600.00	\$600.00	


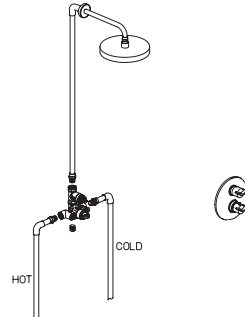

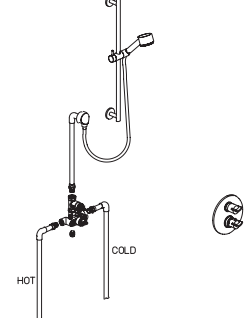

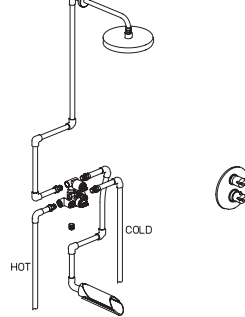

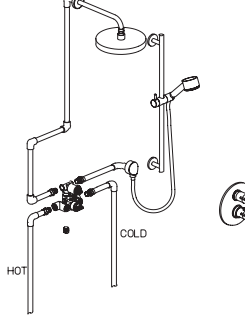

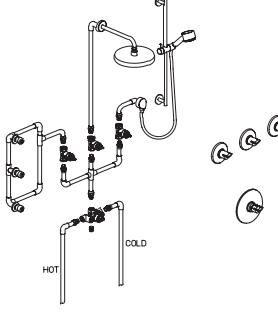
product image	product dimensions	description	model #	c. qty	PC	BN / PN / TB
		3/4" THERMO SHOWER SET WITH SLIDE BAR, SHOWER HEAD AND BATH SPOUT	88KIT06		\$1,515.00	\$2,250.00
		<ul style="list-style-type: none"> - 3/4" THERMO TRIM - 3/4" VOLUME CONTROL - COMPLETE SHOWER HEAD AND SHOWER ARM - SLIDE BAR KIT - BATH SPOUT 	8871100 8840200 8875000 8812400 8843000	1 3 1 1 1	\$325.00 \$165.00 \$195.00 \$355.00 \$145.00	\$525.00 \$245.00 \$265.00 \$535.00 \$190.00
		NEEDS ROUGH	VALVEKIT06		\$600.00	\$600.00
		3/4" THERMO SHOWER SET WITH SHOWER HEAD AND 4 BODY JETS	88KIT07		\$1,355.00	\$2,025.00
		<ul style="list-style-type: none"> - 3/4" THERMO TRIM - 3/4" VOLUME CONTROL - COMPLETE SHOWER HEAD AND SHOWER ARM - BODY SPRAY 	8871100 8840200 8875000 8872100	1 3 1 4	\$325.00 \$165.00 \$195.00 \$85.00	\$525.00 \$245.00 \$265.00 \$125.00
		NEEDS ROUGH	VALVEKIT07		\$600.00	\$600.00
		3/4" THERMO SHOWER SET WITH 2 THERMO TRIMS, 1 CEILING RAIN SHOWER, 2 HANDSHOWERS, AND 6 BODY JETS	88KIT08		\$2,920.00	\$4,405.00
		<ul style="list-style-type: none"> - 3/4" THERMO TRIM - 3/4" VOLUME CONTROL - SHOWER HEAD - BODY SPRAY - 12" CEILING SHOWER ARM - HANDHELD AND OVAL HANDSHOWER 	8871100 8840200 88759JU 8872100 5074412 8813100	2 5 1 6 1 2	\$325.00 \$165.00 \$315.00 \$85.00 \$90.00 \$265.00	\$525.00 \$245.00 \$415.00 \$125.00 \$125.00 \$420.00
		NEEDS ROUGH	VALVEKIT08		\$1,100.00	\$1,100.00
		1/2" THERMO SHOWER SET WITH SLIDE BAR, SHOWER HEAD AND 2 BODY JETS	88KIT09		\$1,295.00	\$1,940.00
		<ul style="list-style-type: none"> - 1/2" THERMO TRIM W/ VOLUME CONTROL - 3 WAY DIVERTER TRIM - SLIDE BAR KIT - BODY SPRAY - COMPLETE SHOWER HEAD AND SHOWER ARM 	8869000 8842500 8812400 8872100 8875000	1 1 1 2 1	\$380.00 \$195.00 \$355.00 \$85.00 \$195.00	\$615.00 \$275.00 \$535.00 \$125.00 \$265.00
		NEEDS ROUGH	VALVEKIT09		\$375.00	\$375.00
		1/2" THERMO SHOWER SET WITH SLIDE BAR, SHOWER HEAD, 2 BODY JETS AND BATH SPOUT	88KIT10		\$1,605.00	\$2,375.00
		<ul style="list-style-type: none"> - 1/2" THERMO TRIM W/ VOLUME CONTROL - 3 WAY DIVERTER TRIM - SLIDE BAR KIT - BODY SPRAY - COMPLETE SHOWER HEAD AND SHOWER ARM - VOLUME CONTROL - BATH SPOUT 	8869000 8842500 8812400 8872100 8875000 8840200 8843000	1 1 1 2 1 1 1	\$380.00 \$195.00 \$355.00 \$85.00 \$195.00 \$165.00 \$145.00	\$615.00 \$275.00 \$535.00 \$125.00 \$265.00 \$245.00 \$190.00
		NEEDS ROUGH	VALVEKIT10		\$460.00	\$460.00


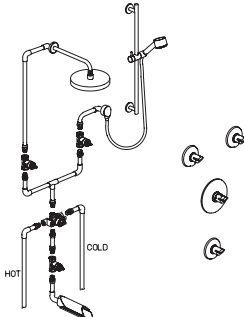

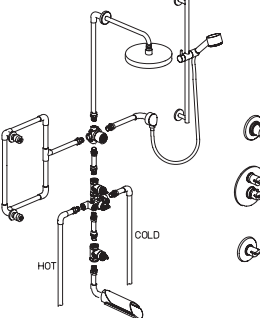

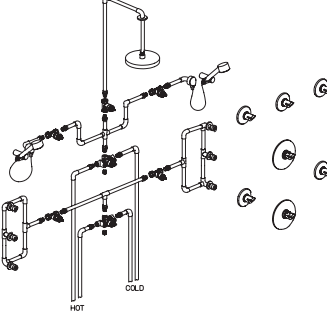

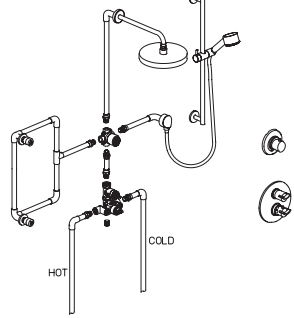

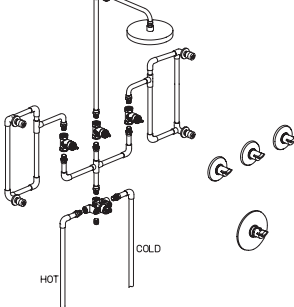
product image	product dimensions	description	model #	c. qty	PC	BN
 		1/2" THERMO SHOWER SET	85KIT01		\$855.00	\$1,210.00
		- 1/2" THERMO TRIM W/VOLUME CONTROL	8569000	1	\$435.00	\$635.00
		- COMPLETE SHOWER HEAD AND SHOWER ARM	8475000	1	\$420.00	\$575.00
		NEEDS ROUGH	VALVEKIT01		\$200.00	\$200.00
 		1/2" THERMO SHOWER SET WITH SLIDE BAR	85KIT02		\$835.00	\$1,165.00
		- 1/2" THERMO TRIM W/VOLUME CONTROL	8569000	1	\$435.00	\$635.00
		- SLIDE BAR KIT	8412900	1	\$400.00	\$530.00
		NEEDS ROUGH	VALVEKIT02		\$200.00	\$200.00
  		1/2" THERMO TRIM TUB AND SHOWER SET	85KIT03		\$1,193.00	\$1,600.00
		- 1/2" THERMO TRIM W/ DIVERTER AND VOLUME CONTROL	8569100	1	\$498.00	\$675.00
		- COMPLETE SHOWER HEAD AND SHOWER ARM	8475000	1	\$420.00	\$575.00
		- BATH SPOUT	8443000	1	\$275.00	\$350.00
		NEEDS ROUGH	VALVEKIT03		\$200.00	\$200.00
 		1/2" THERMO SHOWER SET WITH SLIDE BAR AND SHOWER HEAD	85KIT04		\$1,318.00	\$1,780.00
		- 1/2" THERMO TRIM W/ DIVERTER AND VOLUME CONTROL	8569100	1	\$498.00	\$675.00
		- COMPLETE SHOWER HEAD AND SHOWER ARM	8475000	1	\$420.00	\$575.00
		- SLIDE BAR KIT	8412900	1	\$400.00	\$530.00
		NEEDS ROUGH	VALVEKIT04		\$200.00	\$200.00
  		3/4" THERMO SHOWER SET WITH SLIDE BAR, SHOWER HEAD AND 3 BODY JETS	85KIT05		\$2,075.00	\$2,950.00
		- 3/4" THERMO TRIM	8571100	1	\$385.00	\$585.00
		- 3/4" VOLUME CONTROL	8540200	3	\$165.00	\$245.00
		- COMPLETE SHOWER HEAD AND SHOWER ARM	8475000	1	\$420.00	\$575.00
		- SLIDE BAR KIT	8412900	1	\$400.00	\$530.00
		- BODY SPRAY	8472100	3	\$125.00	\$175.00
		NEEDS ROUGH	VALVEKIT05		\$600.00	\$600.00

product image	product dimensions	description	model #	c. qty	P C	B N
		¾" THERMO SHOWER SET WITH SLIDE BAR, SHOWER HEAD AND BATH SPOUT	85KIT06		\$1,975.00	\$2,775.00
		- ¾" THERMO TRIM	8571100	1	\$385.00	\$585.00
		- ¾" VOLUME CONTROL	8540200	3	\$165.00	\$245.00
		- COMPLETE SHOWER HEAD AND SHOWER ARM	8475000	1	\$420.00	\$575.00
		- SLIDE BAR KIT	8412900	1	\$400.00	\$530.00
		- BATH SPOUT	8443000	1	\$275.00	\$350.00
NEEDS ROUGH		VALVEKIT06		\$600.00	\$600.00	
		¾" THERMO SHOWER SET WITH SHOWER HEAD AND 4 BODY JETS	85KIT07		\$1,800.00	\$2,595.00
		- ¾" THERMO TRIM	8571100	1	\$385.00	\$585.00
		- ¾" VOLUME CONTROL	8540200	3	\$165.00	\$245.00
		- COMPLETE SHOWER HEAD AND SHOWER ARM	8475000	1	\$420.00	\$575.00
		- BODY SPRAY	8472100	4	\$125.00	\$175.00
		NEEDS ROUGH		VALVEKIT07		\$600.00
		¾" THERMO SHOWER SET WITH 2 THERMO TRIMS, 1 CEILING RAIN SHOWER, 2 HANDSHOWERS, AND 6 BODY JETS	85KIT08		\$3,245.00	\$4,760.00
		- ¾" THERMO TRIM	8571100	2	\$385.00	\$585.00
		- ¾" VOLUME CONTROL	8540200	5	\$165.00	\$245.00
		- SHOWER HEAD	8475900	1	\$330.00	\$450.00
		- BODY SPRAY	8472100	6	\$125.00	\$175.00
		- 12" CEILING SHOWER ARM	5074412	1	\$90.00	\$125.00
		- HANDHELD AND SQUARE HANDSHOWER	8413100	2	\$240.00	\$370.00
		NEEDS ROUGH		VALVEKIT08		\$1,100.00
		½" THERMO SHOWER SET WITH SLIDE BAR, SHOWER HEAD AND 2 BODY JETS	85KIT09		\$1,710.00	\$2,375.00
		- ½" THERMO TRIM W/ VOLUME CONTROL	8569000	1	\$435.00	\$635.00
		- 3 WAY DIVERTER TRIM	8542500	1	\$205.00	\$285.00
		- SLIDE BAR KIT	8412900	1	\$400.00	\$530.00
		- BODY SPRAY	8472100	2	\$125.00	\$175.00
		- COMPLETE SHOWER HEAD AND SHOWER ARM	8475000	1	\$420.00	\$575.00
NEEDS ROUGH		VALVEKIT09		\$375.00	\$375.00	
		½" THERMO SHOWER SET WITH SLIDE BAR, SHOWER HEAD, 2 BODY JETS AND BATH SPOUT	85KIT10		\$2,150.00	\$2,970.00
		- ½" THERMO TRIM W/ VOLUME CONTROL	8569000	1	\$435.00	\$635.00
		- 3 WAY DIVERTER TRIM	8542500	1	\$205.00	\$285.00
		- SLIDE BAR KIT	8412900	1	\$400.00	\$530.00
		- BODY SPRAY	8472100	2	\$125.00	\$175.00
		- COMPLETE SHOWER HEAD AND SHOWER ARM	8475000	1	\$420.00	\$575.00
		- VOLUME CONTROL	8440200	1	\$165.00	\$245.00
		- BATH SPOUT	8443000	1	\$275.00	\$350.00
NEEDS ROUGH		VALVEKIT10		\$460.00	\$460.00	

product image	product dimensions	description		model #	c. qty	PC	BN
		½" THERMO SHOWER SET		78KIT01		\$730.00	\$1,015.00
		- ½" THERMO TRIM W/ VOLUME CONTROL		7869000	1	\$430.00	\$590.00
		- COMPLETE SHOWER HEAD AND SHOWER ARM		7875000	1	\$300.00	\$425.00
		NEEDS ROUGH		VALVEKIT01		\$200.00	\$200.00
		½" THERMO SHOWER SET WITH SLIDE BAR		78KIT02		\$680.00	\$970.00
		- ½" THERMO TRIM W/ VOLUME CONTROL		7869000	1	\$430.00	\$590.00
		- SLIDE BAR KIT		7812900	1	\$250.00	\$380.00
		NEEDS ROUGH		VALVEKIT02		\$200.00	\$200.00
		½" THERMO TRIM TUB AND SHOWER SET		78KIT03		\$940.00	\$1,245.00
		- ½" THERMO TRIM W/ DIVERTER AND VOLUME CONTROL		7869100	1	\$510.00	\$640.00
		- COMPLETE SHOWER HEAD AND SHOWER ARM		7875000	1	\$300.00	\$425.00
		- BATH SPOUT		7843000	1	\$130.00	\$180.00
		NEEDS ROUGH		VALVEKIT03		\$200.00	\$200.00
		½" THERMO SHOWER SET WITH SLIDE BAR AND SHOWER HEAD		78KIT04		\$1,060.00	\$1,445.00
		- ½" THERMO TRIM W/ DIVERTER AND VOLUME CONTROL		7869100	1	\$510.00	\$640.00
		- COMPLETE SHOWER HEAD AND SHOWER ARM		7875000	1	\$300.00	\$425.00
		- SLIDE BAR KIT		7812900	1	\$250.00	\$380.00
		NEEDS ROUGH		VALVEKIT04		\$200.00	\$200.00
		¾" THERMO SHOWER SET WITH SLIDE BAR, SHOWER HEAD AND 3 BODY JETS		78KIT05		\$1,405.00	\$2,175.00
		- ¾" THERMO TRIM		7871100	1	\$300.00	\$500.00
		- ¾" VOLUME CONTROL		7840200	3	\$100.00	\$165.00
		- COMPLETE SHOWER HEAD AND SHOWER ARM		7875000	1	\$300.00	\$425.00
		- SLIDE BAR KIT		7812900	1	\$250.00	\$380.00
		- BODY SPRAY		7872100	3	\$85.00	\$125.00
		NEEDS ROUGH		VALVEKIT05		\$600.00	\$600.00

product image	product dimensions	description		model #	c. qty	P C	B N
		¾" THERMO SHOWER SET WITH SLIDE BAR, SHOWER HEAD AND BATH SPOUT		78KIT06		\$1,280.00	\$1,980.00
		- ¾" THERMO TRIM	7871100	1	\$300.00	\$500.00	
		- ¾" VOLUME CONTROL	7840200	3	\$100.00	\$165.00	
		- COMPLETE SHOWER HEAD AND SHOWER ARM	7875000	1	\$300.00	\$425.00	
		- SLIDE BAR KIT	7812900	1	\$250.00	\$380.00	
		- BATH SPOUT	7843000	1	\$130.00	\$180.00	
		NEEDS ROUGH		VALVEKIT06		\$600.00	\$600.00
		¾" THERMO SHOWER SET WITH SHOWER HEAD AND 4 BODY JETS		78KIT07		\$1,240.00	\$1,920.00
		- ¾" THERMO TRIM	7871100	1	\$300.00	\$500.00	
		- ¾" VOLUME CONTROL	7840200	3	\$100.00	\$165.00	
		- COMPLETE SHOWER HEAD AND SHOWER ARM	7875000	1	\$300.00	\$425.00	
		- BODY SPRAY	7872100	4	\$85.00	\$125.00	
		NEEDS ROUGH		VALVEKIT07		\$600.00	\$600.00
				¾" THERMO SHOWER SET WITH 2 THERMO TRIMS, 1 CEILING RAIN SHOWER, 2 HANDSHOWER, AND 6 BODY JETS		78KIT08	
- ¾" THERMO TRIM	7871100			2	\$300.00	\$500.00	
- ¾" VOLUME CONTROL	7840200			5	\$100.00	\$165.00	
- SHOWER HEAD	7875900			1	\$210.00	\$300.00	
- BODY SPRAY	7872100			6	\$85.00	\$125.00	
- 12" CEILING SHOWER ARM	5074412			1	\$90.00	\$125.00	
- HANDHELD AND OVAL HANDSHOWER	7813100			2	\$190.00	\$350.00	
NEEDS ROUGH				VALVEKIT08		\$1,100.00	\$1,100.00
		½" THERMO SHOWER SET WITH SLIDE BAR, SHOWER HEAD AND 2 BODY JETS		78KIT09		\$1,280.00	\$1,840.00
		- ½" THERMO TRIM W/ VOLUME CONTROL	7869000	1	\$430.00	\$590.00	
		- 3 WAY DIVERTER TRIM	7842500	1	\$130.00	\$195.00	
		- SLIDE BAR KIT	7812900	1	\$250.00	\$380.00	
		- BODY SPRAY	7872100	2	\$85.00	\$125.00	
		- COMPLETE SHOWER HEAD AND SHOWER ARM	7875000	1	\$300.00	\$425.00	
		NEEDS ROUGH		VALVEKIT09		\$375.00	\$375.00
		½" THERMO SHOWER SET WITH SLIDE BAR, SHOWER HEAD, 2 BODY JETS AND BATH SPOUT		78KIT10		\$1,510.00	\$2,185.00
		- ½" THERMO TRIM W/ VOLUME CONTROL	7869000	1	\$430.00	\$590.00	
		- 3 WAY DIVERTER TRIM	7842500	1	\$130.00	\$195.00	
		- SLIDE BAR KIT	7812900	1	\$250.00	\$380.00	
		- BODY SPRAY	7872100	2	\$85.00	\$125.00	
		- COMPLETE SHOWER HEAD AND SHOWER ARM	7875000	1	\$300.00	\$425.00	
		- VOLUME CONTROL	7840200	1	\$100.00	\$165.00	
		- BATH SPOUT	7843000	1	\$130.00	\$180.00	
NEEDS ROUGH		VALVEKIT10		\$460.00	\$460.00		


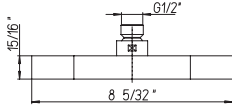

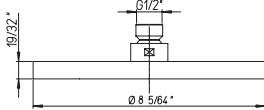

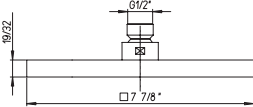

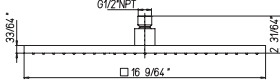

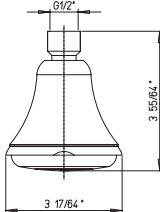
product image	product dimensions	description		model #	c. qty	PC	BN
		½" THERMO SHOWER SET		73KIT01		\$730.00	\$1,015.00
		- ½" THERMO TRIM W/ VOLUME CONTROL		7369000	1	\$430.00	\$590.00
		- COMPLETE SHOWER HEAD AND SHOWER ARM		7875000	1	\$300.00	\$425.00
		NEEDS ROUGH		VALVEKIT01		\$200.00	\$200.00
		½" THERMO SHOWER SET WITH SLIDE BAR		73KIT02		\$680.00	\$970.00
		- ½" THERMO TRIM W/ VOLUME CONTROL		7369000	1	\$430.00	\$590.00
		- SLIDE BAR KIT		7812900	1	\$250.00	\$380.00
		NEEDS ROUGH		VALVEKIT02		\$200.00	\$200.00
		½" THERMO TRIM TUB AND SHOWER SET		73KIT03		\$1,205.00	\$1,645.00
		- ½" THERMO TRIM W/ DIVERTER AND VOLUME CONTROL		7369100	1	\$485.00	\$640.00
		- COMPLETE SHOWER HEAD AND SHOWER ARM		7875000	1	\$300.00	\$425.00
		- BATH SPOUT		73430GL	1	\$420.00	\$580.00
		NEEDS ROUGH		VALVEKIT03		\$200.00	\$200.00
		½" THERMO SHOWER SET WITH SLIDE BAR AND SHOWER HEAD		73KIT04		\$1,035.00	\$1,445.00
		- ½" THERMO TRIM W/ DIVERTER AND VOLUME CONTROL		7369100	1	\$485.00	\$640.00
		- COMPLETE SHOWER HEAD AND SHOWER ARM		7875000	1	\$300.00	\$425.00
		- SLIDE BAR KIT		7812900	1	\$250.00	\$380.00
		NEEDS ROUGH		VALVEKIT04		\$200.00	\$200.00
		¾" THERMO SHOWER SET WITH SLIDE BAR, SHOWER HEAD AND 3 BODY JETS		73KIT05		\$1,755.00	\$2,580.00
		- ¾" THERMO TRIM		7371100	1	\$455.00	\$665.00
		- ¾" VOLUME CONTROL		7340200	3	\$165.00	\$245.00
		- COMPLETE SHOWER HEAD AND SHOWER ARM		7875000	1	\$300.00	\$425.00
		- SLIDE BAR KIT		7812900	1	\$250.00	\$380.00
		- BODY SPRAY		7872100	3	\$85.00	\$125.00
		NEEDS ROUGH		VALVEKIT05		\$600.00	\$600.00


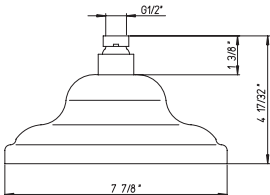
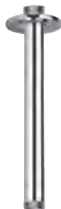
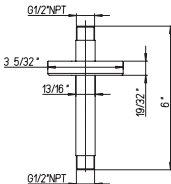

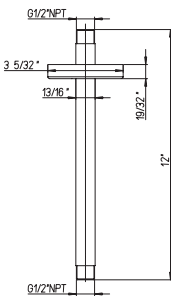

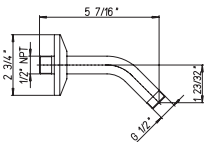

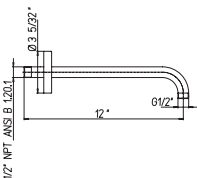
product image	product dimensions	description		model #	c. qty	PC	BN
		¾" THERMO SHOWER SET WITH SLIDE BAR, SHOWER HEAD AND BATH SPOUT		73KIT06		\$1,920.00	\$2,775.00
		- ¾" THERMO TRIM	7371100	1		\$455.00	\$655.00
		- ¾" VOLUME CONTROL	7340200	3		\$165.00	\$245.00
		- COMPLETE SHOWER HEAD AND SHOWER ARM	7875000	1		\$300.00	\$425.00
		- SLIDE BAR KIT	7812900	1		\$250.00	\$380.00
		- BATH SPOUT	73430GL	1		\$420.00	\$580.00
		NEEDS ROUGH	VALVEKIT06			\$600.00	\$600.00
		¾" THERMO SHOWER SET WITH SHOWER HEAD AND 4 BODY JETS		73KIT07		\$1,590.00	\$2,315.00
		- ¾" THERMO TRIM	7371100	1		\$455.00	\$655.00
		- ¾" VOLUME CONTROL	7340200	3		\$165.00	\$245.00
		- COMPLETE SHOWER HEAD AND SHOWER ARM	7875000	1		\$300.00	\$425.00
		- BODY SPRAY	7872100	4		\$85.00	\$125.00
		NEEDS ROUGH	VALVEKIT07			\$600.00	\$600.00
		¾" THERMO SHOWER SET WITH 2 THERMO TRIMS, 1 CEILING RAIN SHOWER, 2 HANDSHOWERS, AND 6 BODY JET		73KIT08		\$2,915.00	\$4,430.00
		- ¾" THERMO TRIM	7371100	2		\$455.00	\$665.00
		- ¾" VOLUME CONTROL	7340200	5		\$165.00	\$245.00
		- SHOWER HEAD	7875900	1		\$210.00	\$300.00
		- BODY SPRAY	7872100	6		\$85.00	\$125.00
		- 12" CEILING SHOWER ARM	5074412	1		\$80.00	\$125.00
		- HANDHELD AND OVAL HANDSHOWER	7813100	2		\$190.00	\$350.00
		NEEDS ROUGH	VALVEKIT08			\$1,100.00	\$1,100.00
		½" THERMO SHOWER SET WITH SLIDE BAR, SHOWER HEAD AND 2 BODY JETS		73KIT09		\$1,280.00	\$1,840.00
		- ½" THERMO TRIM W/ VOLUME CONTROL	7369000	1		\$430.00	\$590.00
		- 3 WAY DIVERTER TRIM	7842500	1		\$130.00	\$195.00
		- SLIDE BAR KIT	7812900	1		\$250.00	\$380.00
		- BODY SPRAY	7872100	2		\$85.00	\$125.00
		- COMPLETE SHOWER HEAD AND SHOWER ARM	7875000	1		\$300.00	\$425.00
		NEEDS ROUGH	VALVEKIT09			\$375.00	\$375.00
		½" THERMO SHOWER SET WITH SLIDE BAR, SHOWER HEAD, 2 BODY JETS AND BATH SPOUT		73KIT10		\$1,865.00	\$2,665.00
		- ½" THERMO TRIM W/ VOLUME CONTROL	7369000	1		\$430.00	\$590.00
		- 3 WAY DIVERTER TRIM	7842500	1		\$130.00	\$195.00
		- SLIDE BAR KIT	7812900	1		\$250.00	\$380.00
		- BODY SPRAY	7872100	2		\$85.00	\$125.00
		- COMPLETE SHOWER HEAD AND SHOWER ARM	7875000	1		\$300.00	\$425.00
		- VOLUME CONTROL	7340200	1		\$165.00	\$245.00
		- BATH SPOUT	73430GL	1		\$420.00	\$580.00
		NEEDS ROUGH	VALVEKIT10			\$460.00	\$460.00


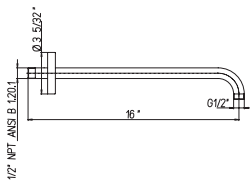

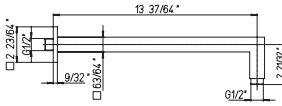

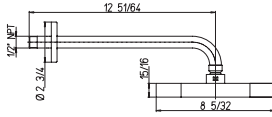

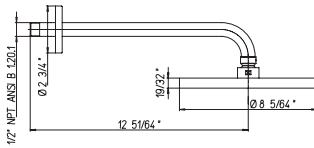

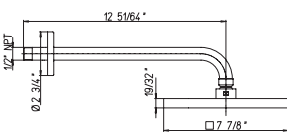


FORTISTM
PURO DESIGN ITALIANO


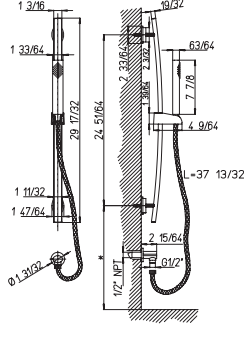

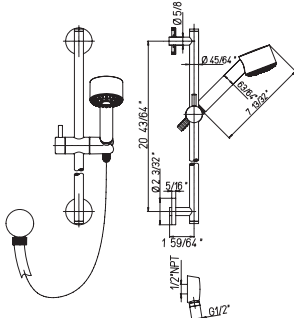

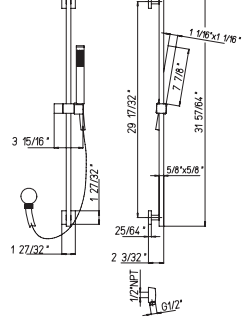

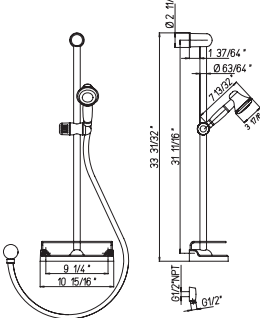

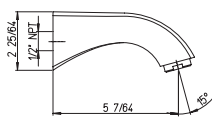
BATH COMPONENTS


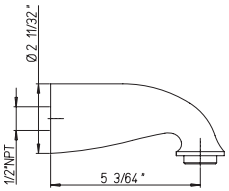

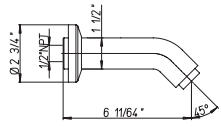

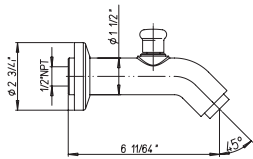

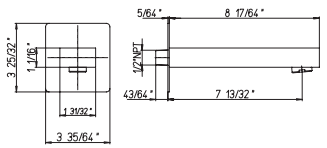

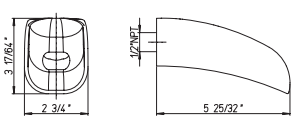
product image	product dimensions	description	model #	PC	BN	PN	TB
		8" RAINCAN SHOWER HEAD					
		1/2" NPT Connections 2.5 GPM @ 80 PSI MAX	8975900	\$290.00	\$375.00	\$375.00	\$375.00
		8" RAINCAN SHOWER HEAD Round Design					
		1/2" NPT Connections 2.5 GPM @ 80 PSI MAX	7875900	\$210.00	\$300.00	-	-
		8" RAINCAN SHOWER HEAD Square Design					
		1/2" NPT Connections 2.5 GPM @ 80 PSI MAX	8475900	\$330.00	\$450.00	-	-
		16" SQUARE RAINCAN SHOWER HEAD Jumbo Design					
		1/2" NPT Connections 2.5 GPM @ 80 PSI MAX	84759JU	\$1,680.00	-	-	-
		3-FUNCTION SHOWER HEAD Round Design					
		1/2" NPT Connections 2.5 GPM @ 80 PSI MAX Spray functions: - Full Spray - Aerated Spray - Massage Spray	8875900	\$110.00	\$165.00	\$165.00	\$165.00


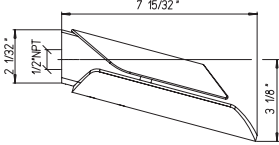

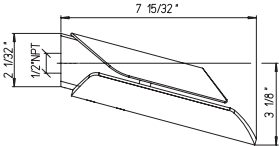

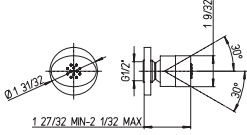

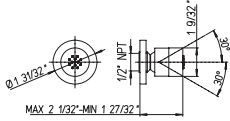

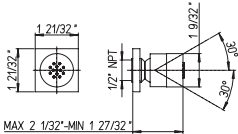
product image	product dimensions	description	model #	PC	BN	PN	TB
		8" RAINCAN SHOWER HEAD Traditional Design 1/2" NPT Connections 2.5 GPM @ 80 PSI MAX	88759JU	\$315.00	\$415.00	\$415.00	\$415.00
		6" CEILING MOUNT SHOWER ARM 1/2" male NPT Round flange	5074406	\$80.00	\$105.00	\$105.00	\$105.00
		12" CEILING MOUNT SHOWER ARM 1/2" male NPT Round flange	5074412	\$90.00	\$125.00	\$125.00	\$125.00
		6" SHOWER ARM 1/2" male NPT Round flange 6" - 45°	8874545	\$90.00	\$125.00	\$125.00	\$125.00
		12" SHOWER ARM 1/2" male NPT Round flange	5074500	\$80.00	\$115.00	\$115.00	\$115.00


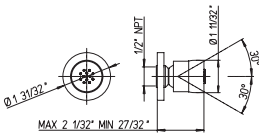

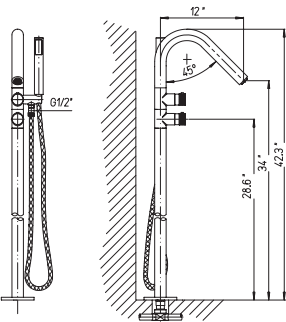

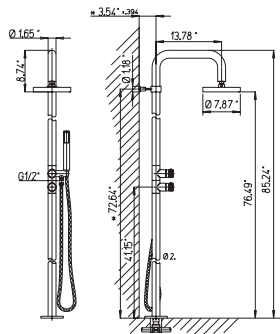
product image	product dimensions	description	model #	PC	BN	PN	TB
		16" SHOWER ARM					
		1/2" male NPT Round flange					
			5074800	\$130.00	\$175.00	\$175.00	\$175.00
		12" SQUARE SHOWER ARM					
		1/2" male NPT Square flange					
			8474500	\$245.00	\$350.00	-	-
		8" RAINCAN SHOWER HEAD KIT					
		Includes: - 8" Decorative Raincan Shower head - 12" Shower Arm with Flange - 1/2" NPT Connections					
		2.5 GPM @ 80 PSI MAX	8975000	\$380.00	\$500.00	\$500.00	\$500.00
		8" SQUARE RAINCAN SHOWER HEAD KIT					
		Includes: - 8" Decorative Raincan Showerhead - 12" Shower Arm with Flange - 1/2" NPT Connections					
		2.5 GPM @ 80 PSI MAX	7875000	\$300.00	\$425.00	-	-
		8" SQUARE RAINCAN SHOWER HEAD KIT					
		Includes: - 8" Square Raincan Shower head - 12" Shower Arm with Flange - 1/2" NPT Connections					
		2.5 GPM @ 80 PSI MAX	8475000	\$420.00	\$575.00	-	-


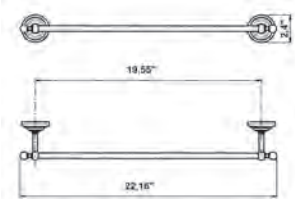

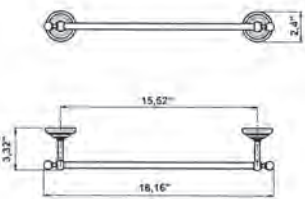

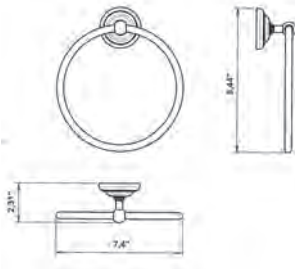

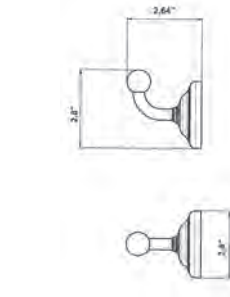

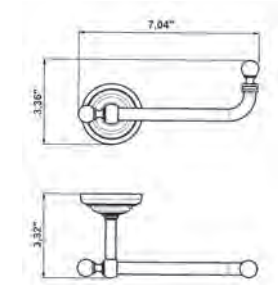
product image	product dimensions	description	model #	PC	BN	PN	TB
		3-FUNCTION SHOWER HEAD KIT					
		Includes: - 3 Function Showerhead - 12" Shower Arm with Flange - 1/2" NPT Connections 2.5 GPM @ 80 PSI MAX	8875000	\$195.00	\$265.00	\$265.00	\$265.00
		WALL MOUNT HANDSHOWER SET					
		Includes: - Decorative Handshower - Wall Mount Bracket & Supply Elbow - 78" flexi hose 2.5 GPM @ 80 PSI MAX	8913100	\$240.00	\$370.00	\$370.00	\$370.00
		WALL MOUNT HANDSHOWER SET					
		Includes: - Decorative Handshower - Wall Mount Bracket & Supply Elbow - 78" flexi hose 2.5 GPM @ 80 PSI MAX	7813100	\$190.00	\$350.00	-	-
		WALL MOUNT HANDSHOWER SET					
		Includes: - Decorative Handshower - Wall Mount Bracket & Supply Elbow - 78" flexi hose 2.5 GPM @ 80 PSI MAX	8413100	\$240.00	\$370.00	-	-
		WALL MOUNT HANDSHOWER SET					
		Includes: - 3-Function Handshower - Wall Mount Bracket & Supply Elbow - 78" flexi hose 2.5 GPM @ 80 PSI MAX	8813100	\$265.00	\$420.00	\$420.00	\$420.00


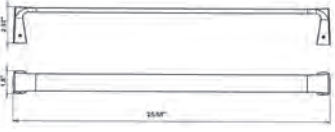



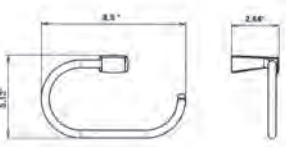

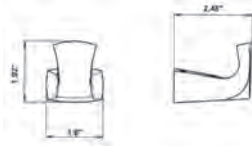

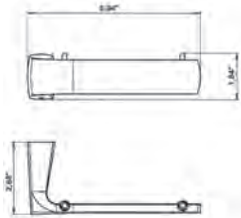
product image	product dimensions	description	model #	PC	BN	PN	TB
		ADJUSTABLE SLIDE BAR HANDSHOWER SET Includes: - Decorative Handshower - 24" Slide Bar with - Adjustable Bracket - Supply Elbow - 78" Flexi Hose 2.5 GPM @ 80 PSI MAX	8912900	\$345.00	\$475.00	\$475.00	\$475.00
		ADJUSTABLE SLIDE BAR HANDSHOWER SET Includes: - Decorative Handshower - 24" Slide Bar with - Adjustable Bracket - Supply Elbow - 78" Flexi Hose 2.5 GPM @ 80 PSI MAX	7812900	\$250.00	\$380.00	-	-
		ADJUSTABLE SLIDE BAR HANDSHOWER SET Includes: - Decorative Handshower - 24" Slide Bar with - Adjustable Bracket - Supply Elbow - 78" Flexi Hose 2.5 GPM @ 80 PSI MAX	8412900	\$400.00	\$530.00	-	-
		ADJUSTABLE SLIDE BAR HANDSHOWER SET Includes: - 3-Function Handshower - 24" Slide Bar with Adjustable Bracket - Supply Elbow - 78" Flexi Hose 2.5 GPM @ 80 PSI MAX	8812400	\$355.00	\$535.00	\$535.00	\$535.00
		TUB SPOUT Wall Mount 1/2" NPT Connection	8943000	\$210.00	\$290.00	\$290.00	\$290.00






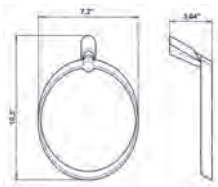

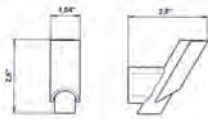


product image	product dimensions	description	model #	PC	BN	PN	TB
		TUB SPOUT Wall Mount	8843000	\$145.00	\$190.00	\$190.00	\$190.00
		1/2" NPT Connection					
		TUB SPOUT Wall Mount	7843000	\$130.00	\$180.00	-	-
		1/2" NPT Connection					
		TUB SPOUT WITH DIVERTER Wall Mount	7843100	\$170.00	\$250.00	-	-
		1/2" NPT Connection					
		TUB SPOUT Wall Mount	8443000	\$275.00	\$350.00	-	-
		1/2" NPT Connection					
		WATERFALL TUB SPOUT Wall Mount	92430WF	\$295.00	\$395.00	-	-
		1/2" NPT Connection					


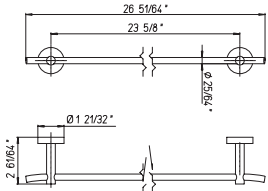

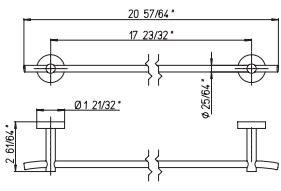

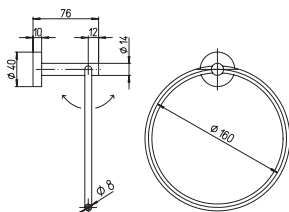

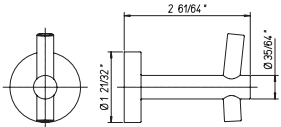

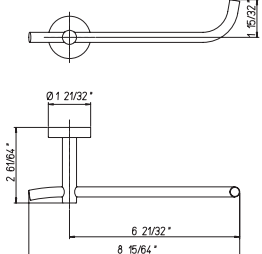
product image	product dimensions	description	model #	PC	BN	PN	TB
		GLASS TROUGH TUB SPOUT Wall Mount 1/2" NPT Connection	73430GL	\$420.00	\$580.00	-	-
		WOOD TROUGH TUB SPOUT Wall Mount 1/2" NPT Connection	73430WO	\$420.00	\$580.00	-	-
		BODY SPRAY - Directional Body Spray - 30° Rotation - 1/2" Female NPT Connection 2.5 GPM @ 80 PSI MAX	8972100	\$110.00	\$160.00	\$160.00	\$160.00
		BODY SPRAY - Directional Body Spray - 30° Rotation - 1/2" Female NPT Connection 2.5 GPM @ 80 PSI MAX	7872100	\$85.00	\$125.00	-	-
		BODY SPRAY - Directional Body Spray - 30° Rotation - 1/2" Female NPT Connection 2.5 GPM @ 80 PSI MAX	8472100	\$125.00	\$175.00	-	-


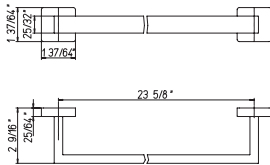

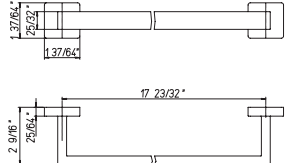

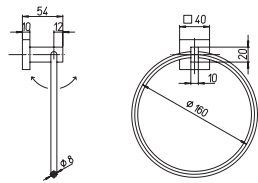

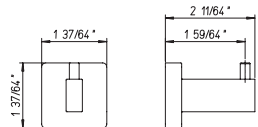

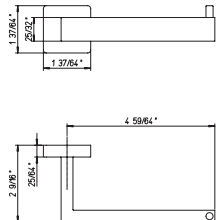
product image	product dimensions	description	model #	PC	BN	PN	TB
		BODY SPRAY - Directional Body Spray - 30° Rotation - 1/2" Female NPT Connection 2.5 GPM @ 80 PSI MAX	8872100	\$85.00	\$125.00	\$125.00	\$125.00
		FLOORSTANDING 1/2" THERMOSTATIC TUB FILLER - Ceramic disc valving - Thermo Control Cartridge - 2 Way Diverter Valve with Progressive Volume - Independent Temperature Control - Decorative Handshower - 60" Flexi Hose 4.5 GPM @ 80 PSI	4313600	\$2,625.00	\$3,415.00	-	-
		FLOORSTANDING 1/2" THERMOSTATIC SHOWER - Ceramic disc valving - Thermo Control Cartridge - 2 Way Diverter Valve with Progressive Volume - Independent Temperature Control - Decorative Handshower - 60" Flexi Hose 4.5 GPM @ 80 PSI	4314500	\$3,675.00	\$4,725.00	-	-

product image	product dimensions	description	model #	PC	BN	PN	TB
24" TOWEL BAR							
Includes mounting hardware							
			8800500	\$165.00	\$215.00	\$215.00	\$215.00
18" TOWEL BAR							
Includes mounting hardware							
			8800400	\$160.00	\$205.00	\$205.00	\$205.00
TOWEL RING							
Includes mounting hardware							
			8807100	\$100.00	\$130.00	\$130.00	\$130.00
ROBE HOOK							
Includes mounting hardware							
			8801100	\$85.00	\$110.00	\$110.00	\$110.00
PAPER HOLDER							
Includes mounting hardware							
			8805100	\$150.00	\$185.00	\$185.00	\$185.00

product image	product dimensions	description	model #	PC	BN	PN	TB
24" TOWEL BAR							
Includes mounting hardware							
			8900500	\$170.00	\$235.00	\$235.00	\$235.00
18" TOWEL BAR							
Includes mounting hardware							
			8900400	\$160.00	\$225.00	\$225.00	\$225.00
TOWEL RING							
Includes mounting hardware							
			8907100	\$175.00	\$190.00	\$190.00	\$190.00
ROBE HOOK							
Includes mounting hardware							
			8901100	\$110.00	\$125.00	\$125.00	\$125.00
PAPER HOLDER							
Includes mounting hardware							
			8905100	\$150.00	\$205.00	\$205.00	\$205.00

product image	product dimensions	description	model #	PC	BN	PN	TB
24" TOWEL BAR							
Includes mounting hardware							
			7300500	\$235.00	\$295.00	-	-
18" TOWEL BAR							
Includes mounting hardware							
			7300400	\$225.00	\$285.00	-	-
TOWEL RING							
Includes mounting hardware							
			7307100	\$190.00	\$250.00	-	-
ROBE HOOK							
Includes mounting hardware							
			7301100	\$120.00	\$175.00	-	-
PAPER HOLDER							
Includes mounting hardware							
			7305100	\$175.00	\$215.00	-	-

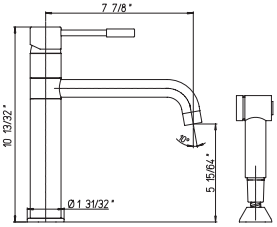

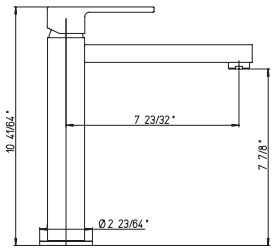


product image	product dimensions	description	model #	PC	BN	PN	TB
24" TOWEL BAR							
				Includes mounting hardware			
			7800500	\$135.00	\$190.00	-	-
18" TOWEL BAR							
				Includes mounting hardware			
			7800400	\$130.00	\$180.00	-	-
TOWEL RING							
				Includes mounting hardware			
			7807100	\$120.00	\$170.00	-	-
ROBE HOOK							
				Includes mounting hardware			
			7801100	\$60.00	\$80.00	-	-
PAPER HOLDER							
				Includes mounting hardware			
			7805100	\$115.00	\$160.00	-	-


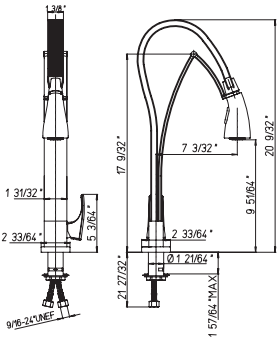


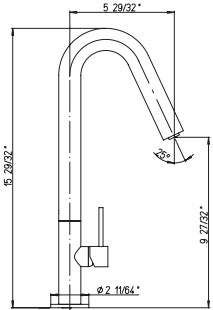

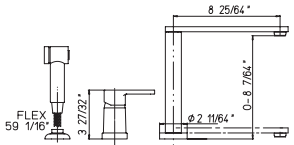


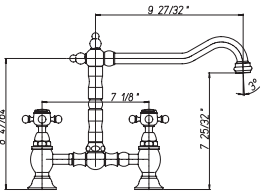

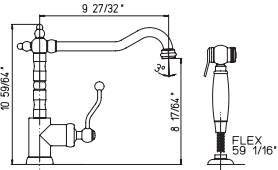
product image	product dimensions	description	model #	PC	BN	PN	TB
		24" TOWEL BAR Includes mounting hardware	8400500	\$165.00	\$225.00	-	-
		18" TOWEL BAR Includes mounting hardware	8400400	\$155.00	\$210.00	-	-
		TOWEL RING Includes mounting hardware	8407100	\$125.00	\$175.00	-	-
		ROBE HOOK Includes mounting hardware	8401100	\$75.00	\$125.00	-	-
		PAPER HOLDER Includes mounting hardware	8405100	\$125.00	\$175.00	-	-




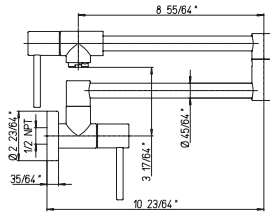

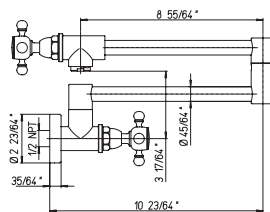

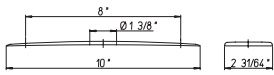
FORTISTM
PURO DESIGN ITALIANO

KITCHEN COLLECTION

product image	product dimensions	description	model #	c. qty	PC	BN	TB	H3
		SINGLE CONTROL KITCHEN WITH SIDE SPRAY Modern Styling Single Control Operation - 2 Function Sprayer (Spray/Stream) - Two Hole Configuration 2.2 GPM @ 60 PSI MAX	7857400	4	\$580.00	\$790.00	-	-
								
		SINGLE CONTROL KITCHEN Single Control Operation 180° Spout Rotation	8457900	4	\$1,000.00	\$1,210.00	-	\$1,210.00
								
		CULINARY PULLDOWN KITCHEN Modern Styling Single Control Operation - 2 Function Sprayer (Stream/Spray) - 360° Spout Rotation - Single Hole Configuration 2.2 GPM @ 60 PSI MAX	9255700	4	\$850.00	\$1,050.00	-	-
								
		CULINARY PULLDOWN KITCHEN - 2 Function Sprayer (Stream/Spray) - 360° Spout Rotation - Single Hole Configuration 2.2 GPM @ 60 PSI MAX	7855700	4	\$850.00	\$1050.00	-	-
								
		HI ARC PULLDOWN KITCHEN - 2 Function Sprayer (Stream/Spray) - 360° Spout Rotation - Single Hole Configuration 2.2 GPM @ 60 PSI MAX	78591LL	4	\$450.00	\$600.00	-	-
								

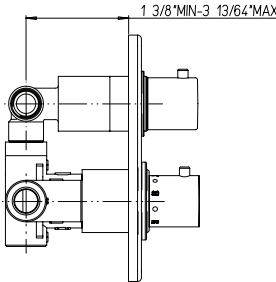
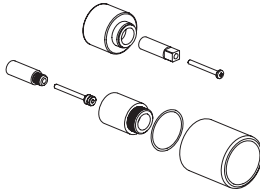
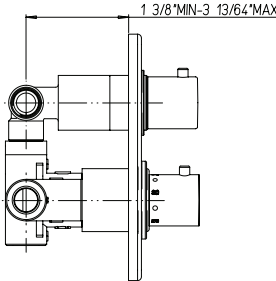
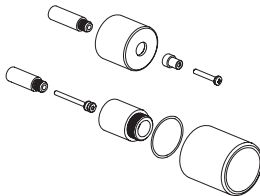
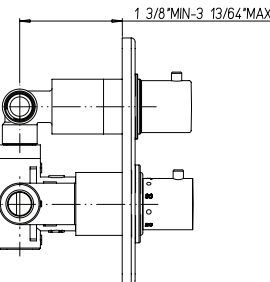
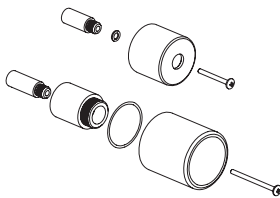
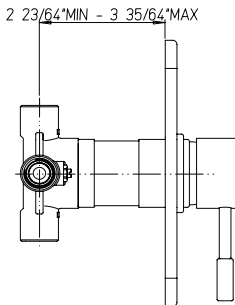
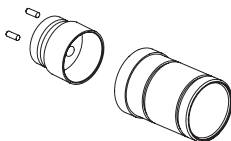
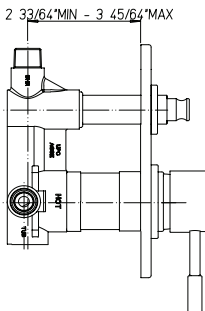
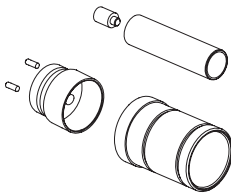
product image	product dimensions	description	model #	c. qty	PC	BN	TB	H3
		HI ARC PULLDOWN KITCHEN <ul style="list-style-type: none"> - 2 Function Sprayer (Stream/Spray) - 360° Spout Rotation - Single Hole Configuration - Adjustable spray arm - Flexible spray hose for maximum range 	5455700	4	\$975.00	-	-	-
2.2 GPM @ 60 PSI MAX 								
		SINGLE CONTROL KITCHEN <ul style="list-style-type: none"> - Single Control Operation - 180° Spout Rotation 	7859300	4	\$575.00	\$750.00	-	-
2.2 GPM @ 60 PSI MAX								
		ADJUSTABLE SPOUT SINGLE CONTROL KITCHEN <ul style="list-style-type: none"> - Single Control Operation - Spout Adjusts fully extended (as shown left) during "ON" operation and can be retracted to sit flush on flange on deck - 180° Spout Rotation - Matching Side Sprayer 	9259000	4	\$1,100.00	\$1,275.00	-	-
2.2 GPM @ 60 PSI MAX 								
		BRIDGE KITCHEN FAUCET <ul style="list-style-type: none"> - Two Handle Operation - Two Hole Configuration 	8821500	4	\$550.00	\$750.00	\$750.00	-
2.2 GPM @ 60 PSI MAX								
		TRADITIONAL SINGLE CONTROL WITH SIDE SPRAY <ul style="list-style-type: none"> - Single Control Operation - 180° Spout Rotation - Matching Side Sprayer 	8821700	4	\$750.00	\$950.00	\$950.00	-
2.2 GPM @ 60 PSI MAX								

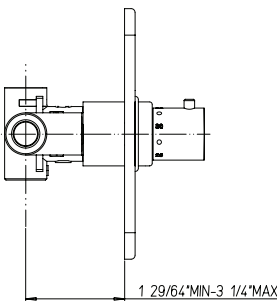
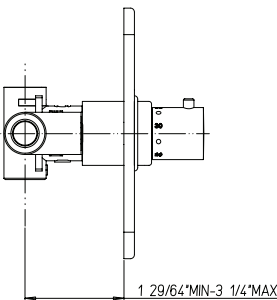
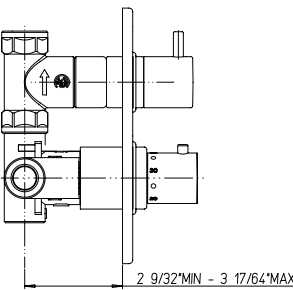
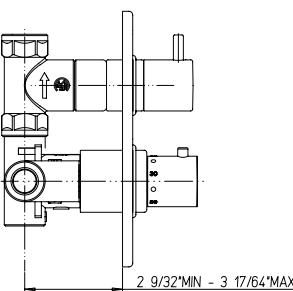
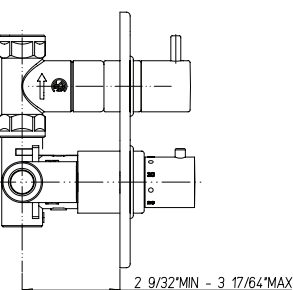
product image	product dimensions	description	model #	c. qty	PC	BN	TB	H3
		MONOBLOCK SINGLE CONTROL KITCHEN - Single Control Operation - 180° Spout Rotation 2.2 GPM @ 60 PSI MAX	8459300	4	\$575.00	\$750.00	-	-
		SINGLE CONTROL BAR - Single Control Operation - 180° Spout Rotation 2.2 GPM @ 60 PSI MAX	7849200	4	\$450.00	\$650.00	-	-
		PREP / BAR Modern Styling - Two Handle Operation - Single Hole Configuration 2.2 GPM MAX @ 60 PSI	7849000	4	\$420.00	\$630.00	-	-
		PREP / BAR Modern Styling - Two Handle Operation - Pulldown sprayhead (Spray/Stream) - Single Hole Configuration 2.2 GPM @ 60 PSI MAX	7849100	4	\$475.00	\$685.00	-	-
		PREP / BAR Traditional Styling - Two Handle Operation - Single Hole Configuration 2.2 GPM @ 60 PSI MAX	8857200	4	\$450.00	\$630.00	\$630.00	-

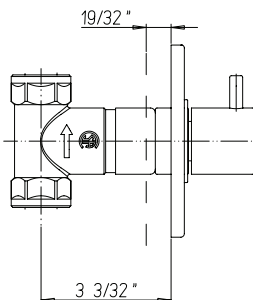
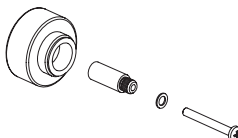
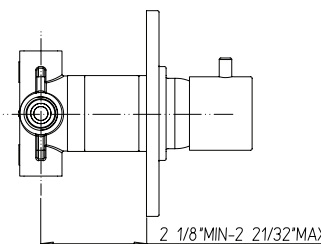
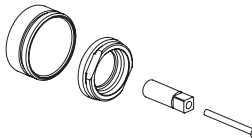
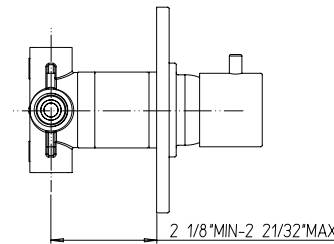
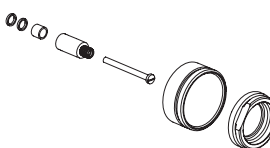
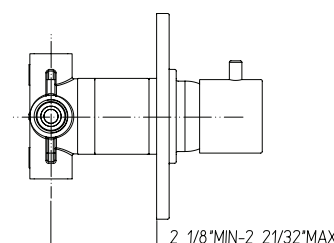
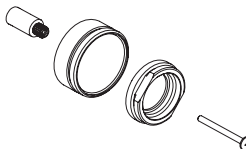
product image	product dimensions	description	model #	c. qty	PC	BN	TB	H3
		WALLMOUNT POT FILLER Modern Design <ul style="list-style-type: none">- Lever Handles- Extends 28"- (2) Shut off valves	7851800	4	\$630.00	\$790.00	-	-
		WALLMOUNT POT FILLER Traditional Design <ul style="list-style-type: none">- Lever Handles- Extends 28"- (2) Shut off valves	8851800	4	\$630.00	\$790.00	\$790.00	-
8" DECK PLATE								
			5496300	n/a	\$35.00	\$ 45.00	\$45.00	-






FORTISTM
PURO DESIGN ITALIANO

EXTENSION KITS & CARTRIDGES

model #	product dimensions	description	PC	BN	TB/PN	
EX69178		EXTENSION KIT FOR 1/2" THERMO 1 OUTLET WITH VOLUME CONTROL For Use with MILANO, SCALA, ROMA, SIENA Collections		\$75.00	\$120.00	-
EX69189		EXTENSION KIT FOR 1/2" THERMO 2 OUTLET WITH VOLUME CONTROL & DIVERTER For Use with SAN MARCO, BRERA Collections		\$75.00	\$120.00	\$130.00
EX69188		EXTENSION KIT FOR 1/2" THERMO 2 OUTLET WITH VOLUME CONTROL & DIVERTER For Use with CAFFÈ Family		\$75.00	\$120.00	\$130.00
EX69700		EXTENSION KIT FOR SHOWER VALVE For Use with All Fortis Collections		\$105.00	-	-
EX79700		EXTENSION KIT FOR PRESSURE BALANCE TUB AND SHOWERS For use with MILANO, SCALA, SAN MARCO, BRERA, Caffè Collections		\$150.00	\$180.00	\$200.00

model #	product dimensions	description	PC	BN	TB/PN
EX71100		EXTENSION KIT FOR 3/4" THERMO VALVE ONLY For Use with MILANO, SCALA, SAN MARCO, BRERA, SIENA, ROMA Collections	\$50.00	\$90.00	\$100.00
EX71188		EXTENSION KIT FOR 3/4" THERMO VALVE ONLY For Use with CAFFÈ Collection	\$55.00	\$95.00	\$105.00
EX69078		EXTENSION KIT FOR 1/2" THERMO 1 OUTLET WITH VOLUME CONTROL For Use with MILANO, SCALA, ROMA SIENA Collections	\$80.00	\$125.00	-
EX69089		EXTENSION KIT FOR 1/2" THERMO 1 OUTLET WITH VOLUME CONTROL For Use with SAN MARCO, BRERA Collections	\$80.00	\$125.00	\$135.00
EX69088		EXTENSION KIT FOR 1/2" THERMO 1 OUTLET, VOLUME CONTROL For Use with CAFFÈ Collection	\$80.00	\$125.00	\$135.00

model #	product dimensions	description	PC	BN	TB/PN	
EX40000		EXTENSION KIT FOR VOLUME CONTROL For use with All Fortis Collections		\$45.00	\$80.00	\$95.00
EX42500		EXTENSION KIT FOR DIVERTER VALVE For Use with MILANO, BRERA, SAN MARCO, ROMA, SCALA Collections		\$40.00	\$75.00	\$90.00
EX42585		EXTENSION KIT FOR DIVERTER VALVE For Use with SIENA Collection		\$50.00	\$90.00	-
EX42588		EXTENSION KIT FOR DIVERTER VALVE For Use with CAFFÈ Collection		\$50.00	\$90.00	\$100.00

product image	description	
	FR73CC956 Single Control Ceramic Disc Cartridge for: SCALA 8421100 - 8420500	\$30.00
	FR53CC956G25JO Single Control Ceramic Disc Cartridge for: ROMA 7321100 - 7320500	\$30.00
	FR53CC956G250 Single Control Ceramic Disc Cartridge for: SAN MARCO 8921100 - 8920500	\$30.00
	FR53CC956G25 Single Control Ceramic Disc Cartridge for: BRERA WATERFALL 92211WF - 92205WF	\$30.00
	FR53CC956G250F Single Control Ceramic Disc Cartridge for: SCALA KITCHEN 8457900	\$30.00

product image	description		
	FR53CC956G350R2M Single Control Ceramic Disc Cartridge for:		
	BRERA	9221100 - 9220500	\$30.00
	FR53CC956GMD Single Control Ceramic Disc Cartridge for:		
	MILANO	7821100 - 7820500	
	CAFFÈ	8821100 - 8820500	\$30.00
	FR53CC956D35J0 Single Control Ceramic Disc Cartridge for:		
	MILANO J	78211JS - 78205JS	\$30.00
	FR53CC956GM Single Control Ceramic Disc Cartridge for:		
	SCALA	8420800	
	KITCHEN	78591LL - 7855700 - 7856800 7857400 - 7857600 - 9255700	\$30.00
	FR53CC581XAUTD Widespread Ceramic Disc Valve Cold/Blue W. for:		
	ALL 3 HOLES WALL MOUNTED 207		
	KITCHEN	7849000 - 7849100 - 7851800 8851800 - 8821500 - 8857200	
	CAFFE WALL MOUNTED LAV	8820700	\$30.00
	BRERA WALL MOUNTED LAV	9220700	
	SIENA WIDESPREAD	8521400	
	MILANO WIDESPREAD	7821400	
	SAN MARCO WIDESPREAD	8921400	
	BRERA WIDESPREAD	9221400	

product image	description	
	FR53CC581XAOUTS Widespread Ceramic Disc Valve Hot/Red W. for: ALL 3 HOLES WALL MOUNTED 207 KITCHEN 7849000 - 7849100 CAFFE WALL MOUNTED LAV 8820700 BRERA WALL MOUNTED LAV 9220700 SIENA WIDESPREAD 8521400 MILANO WIDESPREAD 7821400 SAN MARCO WIDESPREAD 8921400 BRERA WIDESPREAD 9221400	\$30.00
	FR49CC581XAOUTD - specify finish Widespread Ceramic Disc Valve Cold/Blue W. for: CAFFÈ 88214 WIDESPREAD FR49CC581XAOUTS - specify finish Widespread Ceramic Disc Valve Hot/Red W. CAFFÈ 88214 WIDESPREAD	\$30.00
	FR53CC5813/4D Roman Tub Disc Valve Cold/Blue W. for: ALL ROMAN TUB 102 /109 FR53CC5813/4S Roman Tub Disc Valve Hot/Red W. ALL ROMAN TUB 102 /109	\$30.00
	FR49CC5813/4D - specify finish Roman Tub Disc Valve Cold/Blue W. for: CAFFÈ' ROMAN TUB 102 /109 FR49CC5813/4S - specify finish Roman Tub Disc Valve Hot/Red W. CAFFÈ' ROMAN TUB 102 /109	\$30.00
	FR53CC5813/4S25 Volume Control Ceramic Disc Valve Hot/Red W. for: ALL VOLUME CONTROL 400 - 402 - 690	\$30.00

product image	description	
	FR53CC956D35/425 Diverter Ceramic Disc Valve for: 8869100 - 9269100 - 8969100	\$50.00
	AC53CC956DEV35 Diverter Ceramic Disc Valve 7869100 - 8569100 - 8469100 - 7369100 4313600 - 4314500	\$50.00
	FR2TCC959 Thermostatic Cartridge for: ALL 690 - 691 - 711	\$60.00
	FR53CC956DRG40 3 Way Diverter Valve for: ALL 425	\$50.00
	FR53CC956D697VA Ceramic Disc Valve For All Pressure Balance for: ALL 697 - 797 EXCEPT CAFFE	\$50.00

product image

description



FR53CC956D697B8VA

Ceramic Disc Valve For Caffè Pressure Balance Only:

CAFFÈ 8869700 - 8879700

\$50.00

FORTISTM
PURO DESIGN ITALIANO

GENERAL TERMS & CONDITIONS

Prices: All prices are subject to change without notice and are exclusive of any shipping

Terms: 2% 20 days; net 30 days

Minimum Order: Our minimum invoice is \$50 net. Any orders totaling less than \$50 net will be billed at \$50 net

Freight: All orders are shipped by the method and carrier of FORTIS's choosing. If special routing or expedition is requested, we reserve the right to invoice any additional costs incurred

Freight is pre-paid for ground shipments within the continental United States to buyer's approved showroom location only. Any exception must have written approval from the FORTIS Marketing Department prior to order placement.

Drop shipments are subject to a handling fee. See Drop Shipments Section below.

Expedited freight is available at the expense of the customer. Once the customer authorizes expedited freight, the expedited shipping fee will be reflected on the customer's invoice.

Oversized packages will be charged carrier's published price plus handling

Drop Shipments: A \$15 handling fee per order will be assess for any residential drop shipments

Deliveries FORTIS is not responsible for any delays in deliveries due to circumstances beyond its control. These include fires, strikes, transportation delays, material shortages, government regulations, accidents or other contingencies of similar nature.

Damage or Loss: FORTIS's responsibility ends at the time merchandise is delivered in original condition to the carrier. Delivery to the carrier constitutes delivery to the customer. All claims for damaged or lost shipments should be made promptly by the customer to the carrier

Claims: All claims must be made within ten (10) days of receipt of merchandise

Labor FORTIS will not cover labor charges of any kind. Refer to FORTIS's limited warranty policy

Returns: Products may only be returned for credit or replacement with prior written authorization and inspection by a FORTIS representative. Upon return and inspection a 25% fee will be charged to cover handling and restocking. Only merchandise that is currently appearing in FORTIS's price list, which is inresalable condition will be considered by FORTIS for return or replacement. Return freight must be sent prepaid. For additional information, please refer to the FORTIS Return Goods Policy

Product Changes FORTIS reserves the right to discontinue, alter, modify or redesign products in efforts to improve products without liability for the obsolescence of customers' inventories

GENERAL NOTE:

These terms of sale are subject to change. The possession of our catalog or price list by anyone is not to be considered as an offer to sell any of the goods shown.

Prior to placing an order with FORTIS, please contact a FORTIS representative at (877) 55-FORTIS to obtain FORTIS's then current terms of sale.



LIMITED LIFETIME WARRANTY FOR RESIDENTIAL PRODUCTS

FORTIS provides the following warranties for its products to the original purchaser in a residential application.

MECHANICAL WARRANTY:

FORTIS provides a Limited Lifetime Warranty to all mechanical parts to be free from all manufacturing defects in materials and workmanship under normal use for as long as the original purchaser owns their home.

FINISH WARRANTY:

FORTIS provides a Limited Lifetime Warranty on all FORTIS products to the original purchaser against manufacturing defects in materials and workmanship.

In the event of any defect in the product breaches the foregoing warranties, FORTIS, at its option, will replace any part or finish that proves to be defective in material and/or workmanship, under normal installation, use and service. Repair or replacement of the product is the exclusive remedy.

For any remedy under this warranty, FORTIS, is to be notified describing the problem. In order to notify FORTIS and receive assistance or service under this warranty, the original purchaser may:

1. **Contact by Phone:** For a customer service representative, call 1-877-55-FORTIS
2. **Contact by Mail:** Write customer service department to the below address
FORTIS, Inc.
Attn: Technical Service
1571 North Main Road
Newfield, NJ 08344
3. **Contact by Email:** Email FORTIS customer service: support@fortisfaucet.com
4. **Contact your Distributor:** Notify the location or distributor from which the product was purchased.

Upon contacting FORTIS, you will need to provide:

- a. FORTIS product model number
- b. A description of the problem
- c. Your contact information (Name, Address, Phone Number)
- d. Approximate Date of Purchase

In addition to the information above, to obtain a warranty repair or replacement, you will need to provide:

1. The faulty part or product (carefully packed)
2. Proof-of-purchase (original sales receipt) from the original consumer purchaser

Please allow 7 to 14 business days warranty processing.



RETURN POLICY

FORTIS is dedicated to customer satisfaction. If for any reason a product must be returned to us, please follow our Return Policy. Product should not be returned without prior written authorization by FORTIS. Any product returned and received by FORTIS without prior authorization will not be accepted, and the items will be returned to you at your expense.

- ❖ To return any FORTIS product you must first obtain a Return Goods Authorization (RGA) number from either the customer service department or your local sales representative.
- ❖ You may call (877-55-FORTIS), fax (877-900-3678) or email (support@fortisfaucet.com) your request to FORTIS. Invoice or purchase order number, along with a list of items and reason for return must be included. An RGA number and items approved for return will be faxed or emailed to you.
- ❖ Return Goods Authorization will expire after 60 days from date of issue.
- ❖ All items returned will incur a restocking fee:
 - Plumbing Products: 25% restocking fee (\$20 minimum)
- ❖ All items must be returned in the original product box. All damaged or otherwise unusable boxes will incur a \$10 per item box charge. The RGA number must be clearly written on the outside of the shipping container and referenced on the ship label(s).
- ❖ FORTIS will not accept returns on discontinued product not listed on the current price list

The return shipment should be sent freight prepaid to:

FORTIS
Attn: RGA Department
1571 North Main Road
Newfield, NJ 08344

NOTE:

Receipt of returned product does not guarantee credit. The value of the returned goods will be determined following inspection of the items received. Credit will only be issued for those items that meet FORTIS's Return Goods Policy conditions.



EXCLUSIONS: *This warranty does NOT cover and FORTIS will NOT pay for:*

1. Conditions, malfunctions or damage not resulting from defects in material or workmanship
2. Conditions, malfunctions or damage resulting from any of the following:
 - a. Normal wear and tear, improper installation, improper maintenance, misuse, abuse, negligence, accident or alteration
 - b. The use of abrasive or caustic cleaning agents or "no-rinse" cleaning products, or the use of the product in any manner contrary to the product instructions
 - c. Conditions in the home such as excessive water pressure or corrosion
3. Labor and other expenses related to disconnection, deinstallation, or return of the product for warranty service (including but not limited to proper packaging and shipping costs) or for installation or reinstallation of the product
4. Accessories, connected to materials and products, or related products not manufactured by FORTIS.
5. Any FORTIS product sold for display purposes.

WARRANTY FOR COMMERCIAL APPLICATIONS:

If the FORTIS product is installed in a commercial application, the above mechanical warranty shall be limited for a period of (10) years and the above finish warranty shall be limited for a period of (5) years from the date of the purchase of the product.

Repair or replacement parts are warranted only for the period remaining under the initial warranty. The same exclusions apply as above residential application policy.



RETURN POLICY

FORTIS is dedicated to customer satisfaction. If for any reason a product must be returned to us, please follow our Return Policy. Product should not be returned without prior written authorization by FORTIS. Any product returned and received by FORTIS without prior authorization will not be accepted, and the items will be returned to you at your expense.

- ❖ To return any FORTIS product you must first obtain a Return Goods Authorization (RGA) number from either the customer service department or your local sales representative.
- ❖ You may call (877-55-FORTIS), fax (877-900-3678) or email (support@fortisfaucet.com) your request to FORTIS. Invoice or purchase order number, along with a list of items and reason for return must be included. An RGA number and items approved for return will be faxed or emailed to you.
- ❖ Return Goods Authorization will expire after 60 days from date of issue.
- ❖ All items returned will incur a restocking fee:
 - Plumbing Products: 25% restocking fee (\$20 minimum)
- ❖ All items must be returned in the original product box. All damaged or otherwise unusable boxes will incur a \$10 per item box charge. The RGA number must be clearly written on the outside of the shipping container and referenced on the ship label(s).
- ❖ FORTIS will not accept returns on discontinued product not listed on the current price list

The return shipment should be sent freight prepaid to:

FORTIS
Attn: RGA Department
1571 North Main Road
Newfield, NJ 08344

NOTE:

Receipt of returned product does not guarantee credit. The value of the returned goods will be determined following inspection of the items received. Credit will only be issued for those items that meet FORTIS's Return Goods Policy conditions.

[illegible]

FORTISTM
PURO DESIGN ITALIANO

[illegible]

This image shows a single sheet of white paper with horizontal ruling lines. The lines are evenly spaced and run across the width of the page. There are no margins, text, or other markings on the paper.

NOTES

[illegible]

FORTIS

PURO DESIGN ITALIANO

19701 DA VINCI
LAKE FOREST, CA 92610
1-877-55-FORTIS
1-877-55 (36784)
fax 877-900-FORTIS

WWW.FORTISFAUCET.COM

FOLLOW US ON



www.facebook.com/fortisfaucet